

# 2016 CENSUS BULLETIN #1

## POPULATION & DWELLING COUNTS

February 8<sup>th</sup>, 2017

### **Bulletin Highlights:**

- Brampton's 2016 Population: 593,638
- Brampton is 9<sup>th</sup> largest City in Canada
- Brampton is 4<sup>th</sup> largest City in Ontario
- Brampton is 3<sup>rd</sup> largest City in the GTA
- At 69,732 Brampton had 4<sup>th</sup> largest net increase in population among Canada's largest cities

# 2016 CENSUS BULLETIN POPULATION & DWELLING BRAMPTON

**9th**

Ranked Nationally

593,638



**LARGEST CITY**

**2,229**

2016 Population Density per SQ. km

**593,638**

Population as of 2016



Did you know, Brampton ...

**159,832**

more people live in Brampton than were here a decade ago.

#BramptonCensus

**2nd**

Highest Net Increase in Ontario



**2.7%**

Average Annual Growth 2011 - 2016

**3.53**

Average person per Private dwellings occupied As of 2016



Growth



**BRAMPTON**  
Flower City

# Brampton Highlights

## Brampton Highlights

Brampton is the 9<sup>th</sup> largest city in Canada; 4<sup>th</sup> largest in Ontario and 3<sup>rd</sup> largest within the Greater Toronto Area.

The 2016 Census counted a total population of 593,638 in Brampton, an increase of 13.3 per cent or 69,727 persons from the 2011 Census (see Table 1). This compares to the provincial average of 4.6 per cent and the national average of 5.0 per cent.

Brampton had the 2<sup>nd</sup> highest growth rate among Canada's 25 largest cities. At 69,727 Brampton had the 4<sup>th</sup> largest net increase in population among Canada's largest cities.

Brampton's population density was about 2,229 persons per square kilometre in 2016, up 13.3 per cent from 1967.1 reported in the 2011 Census (see Table 2).

Brampton ranked 6<sup>th</sup> nationally behind Vancouver, Montréal, Toronto, Burnaby and Mississauga in terms of population density.

There were a total of 173,428 private dwellings in 2016, up 12.1 per cent or 18,765 dwellings from the 2011 Census (see Table 3).

**Table 1: Population Comparisons, 2016 vs. 2011**

	2016 Population	2011 Population	% Chg
<b>Brampton</b>	<b>593,638</b>	<b>523,906</b>	<b>13.3%</b>
Peel Region	1,381,739	1,296,809	6.5%
Ontario	13,448,494	12,851,821	4.6%
Canada	35,151,728	33,476,688	5.0%

**Table 3: Dwelling Counts Comparisons, 2016 vs. 2011**

	2016 Total Private Dwellings	2011 Total Private Dwellings	% Chg
<b>Brampton</b>	<b>173,428</b>	<b>154,663</b>	<b>12.1%</b>
Peel Region	443,918	416,850	6.5%
Ontario	5,598,391	5,308,785	5.5%
Canada	15,412,443	14,569,633	5.8%

## Largest Cities in Canada – 2016 Population

Municipality	Population 2016	Population 2011	Rank 2016	Rank 2011
Toronto	2,731,571	2,615,060	1	1
Montréal	1,704,694	1,649,519	2	2
Calgary	1,239,220	1,096,833	3	3
Ottawa	934,243	883,391	4	4
Edmonton	932,546	812,201	5	5
Mississauga	721,599	713,443	6	6
Winnipeg	705,244	663,617	7	7
Vancouver	631,486	603,502	8	8
<b>Brampton</b>	<b>593,638</b>	<b>523,906</b>	<b>9</b>	<b>9</b>
Hamilton	536,917	519,949	10	10
Québec City	531,902	516,576	11	11
Surrey	517,887	468,251	12	12
Laval	422,993	401,553	13	13
Halifax	403,131	390,086	14	14
London	383,822	366,151	15	15

**Table 2: Population Density Comparisons, 2016 vs. 2011**

	2016 Population Density per SQ. km	2011 Population Density per SQ. km	% Chg	2006 Land Area (SQ. km)
<b>Brampton</b>	<b>2,228.70</b>	<b>1,967.10</b>	<b>13.3%</b>	<b>266.71</b>
Peel Region	1,108.10	1043.8	6.2%	1,242.40
Ontario	14.8	14.1	5.0%	907,573.82
Canada	3.9	3.7	5.4%	9,017,698.92

**Table 4: Percentage of Brampton Population, 2016**

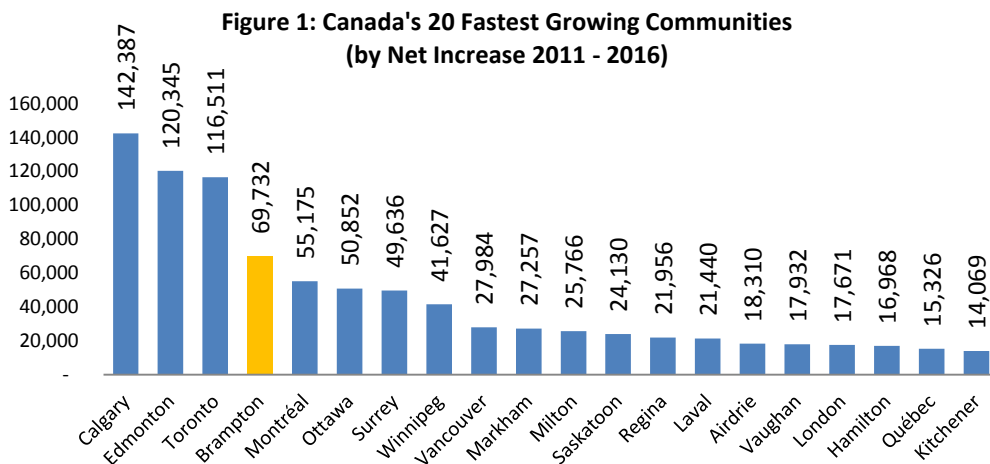
	2016 Population	% of Population
<b>Brampton</b>	<b>593,638</b>	<b>100.00%</b>
Peel Region	<b>1,381,739</b>	42.96%
Ontario	<b>13,448,494</b>	4.41%
Canada	<b>35,151,728</b>	1.69%



**BRAMPTON**  
Flower City

brampton.ca

**Figure 1: Canada's 20 Fastest Growing Communities (by Net Increase)**



**Brampton had the 4<sup>th</sup> Highest Population Growth in Canada**

With an increase in population of 69,732 people, or 13.3 percent over the 2011 – 2016 timeframe, Brampton recorded the fourth highest five-year population increase among Canada's 20 Fastest Growing Communities.

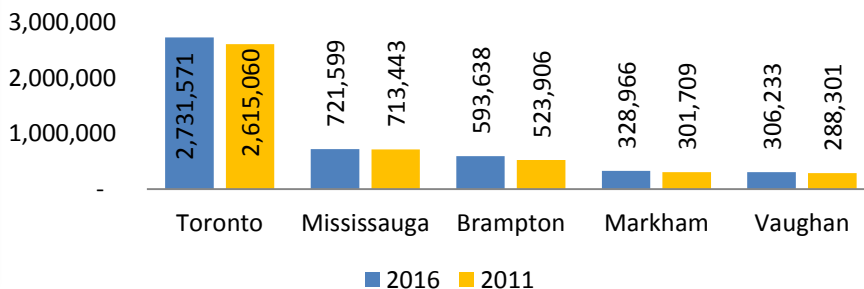
**Figure 2: Top Five Municipalities in Greater Toronto Area (GTA)**

**Brampton 3<sup>rd</sup> Largest Municipality in GTA**

Brampton had the 3<sup>rd</sup> largest population among the 25 municipalities that make up the Greater Toronto Area (GTA).

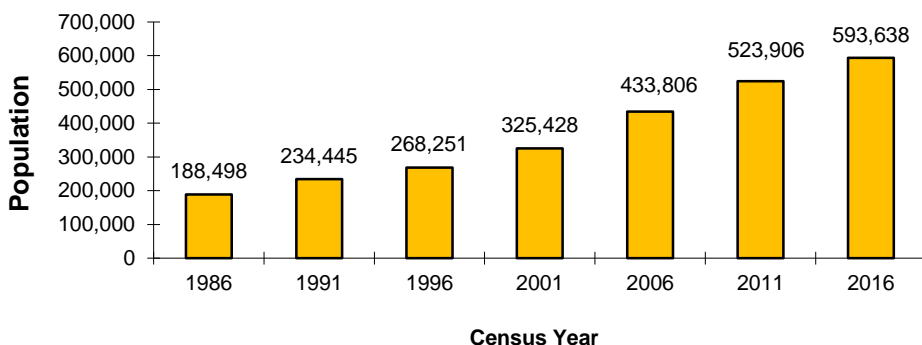
The GTA is the 4<sup>th</sup> largest region in North America.

**Figure 2: Top Five Municipalities in GTA**  
Ranking based on 2016 Census Population



**Figure 3: Brampton 30 Year Population Growth**

**Figure 3: Brampton 30 Year Population Growth**



**Brampton Continues Strong Growth**

Brampton had the 2<sup>nd</sup> highest growth rate among Canada's 25 largest cities.

From 1986 to 2016 Brampton's population has increased 3.15 times or on average 7.16 per cent per year.

## Census Data Release Dates

The following table outlines the scheduled release dates of 2016 Census data by Statistics Canada. Also included is a brief description of each release. For more information about the 2016 Census visit Statistics Canada's website [www.statcan.ca](http://www.statcan.ca).

	Release date	Release topic
✓	February 8, 2017	Population and dwelling counts
	May 3, 2017	Age and sex Type of dwelling
	May 10, 2017	Census of Agriculture
	August 2, 2017	Families, households and marital status Language
	September 13, 2017	Income
	October 25, 2017	Immigration and ethnocultural diversity Housing Aboriginal peoples
	November 29, 2017	Education Labour Journey to work Language of work Mobility and migration

## Contact Information

This document was prepared by the City of Brampton's Economic Development & Culture Division.  
For more information about the 2016 Census please contact:

Daniel Bishun  
Business Information and Competitive Policy Coordinator  
City of Brampton Economic Development & Culture  
Tel. 905-874-2004  
Fax 905-874-2670  
Web [www.brampton.ca/census](http://www.brampton.ca/census)  
E-mail [daniel.bishun@brampton.ca](mailto:daniel.bishun@brampton.ca)

Tyson Ma  
Market Information and Policy Analyst  
City of Brampton Economic Development & Culture  
Tel. 905.874.3903  
Fax 905-874-2670  
Web [www.brampton.ca/census](http://www.brampton.ca/census)  
E-mail [tyson.ma@brampton.ca](mailto:tyson.ma@brampton.ca)

FOLLOW US ON 



**BRAMPTON**  
Flower City