

CENSUS BULLETIN #3

Families, households, marital status and language

August 8, 2017

Bulletin Highlights:

- The average number of persons per household in Brampton was 3.5 in 2016 and the average number of children per census family is at 1.9.
- English remained the main language spoken at home in Brampton according to the 2016 Census. Punjabi and Urdu were the second and third most spoken languages at home.
- The percentage of Brampton's population who only speak a non-official language most often at home has almost doubled from 14.8 per cent in 1996 to 27.8 per cent in 2016.

Brampton Highlights

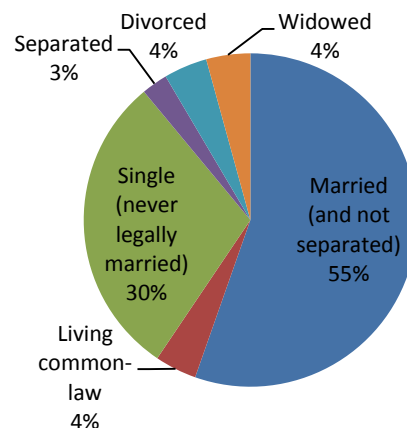
City of Brampton Highlights

In 2016 Brampton had a total population of 593,368, an increase of 13.3 per cent from the 2011 Census. Brampton had the 2nd highest growth rate among Canada's 25 largest cities. At 69,727 Brampton had the 4th largest net increase in population among Canada's largest cities. At 36.5, Brampton had the lowest average age among Canada's largest cities.

The 2016 Census counted 262,150 persons or 55 per cent of the population aged 15 and over (473,395) that were legally married (and not separated), up from 230,605 in 2011.

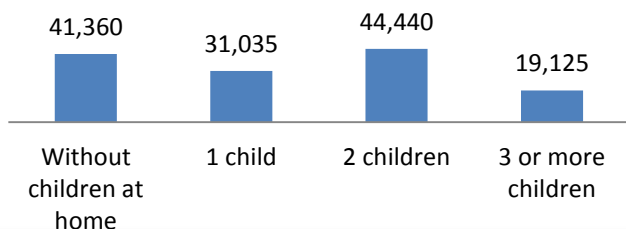
Single persons (never married) represented 30 per cent. Only 4 per cent of the population are common law couples.

In 2016, Brampton had 164,525 census families (which consist of a couple living together with or without children or a lone-parent living with at least one child). Almost three-quarters (69.6%) of Brampton's couples lived with children in 2016.



City of Brampton – Families, Households and Dwelling Characteristics

Married & Common-law couples, 2016

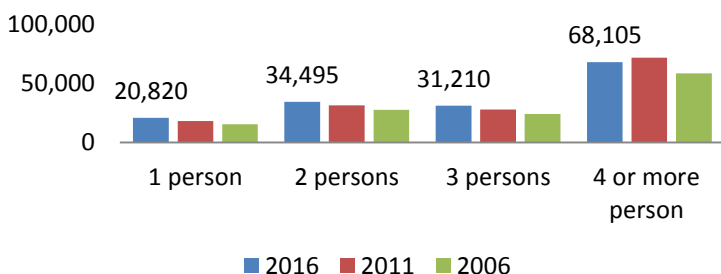


The 2016 Census counted 164,525 families in Brampton, an increase of 13.2% from 2011.

There were 94,600 families (married & common-law couples) with children at home and 41,360 without children at home. According to the 2016 Census, 14.1% of married and common-law couples had three or more children and 15.9% of lone-parent families reported having this many children.

City of Brampton – Families, Households and Dwelling Characteristics

Total number of private households by household size



Between 2011 and 2016, the number of private households in Brampton increased by 18,739 units to a total of 168,010.

The average number of persons in private households was 3.5.

In 2016, the proportion of young adults aged 20 to 34 living with at least one parent was 56.9% compared to 52.9% in 2011.

City of Brampton - Number of Families Top 15 Municipalities by Population

Municipality	Population 2016	Population density per square kilometre	Average household size	Census-family
Toronto	2,731,571	4,334	2.4	718,750
Montréal	1,704,694	4,662	2.1	419,750
Calgary	1,239,220	1,501	2.6	337,125
Ottawa	934,243	335	2.5	254,770
Edmonton	932,546	1,361	2.5	247,020
Mississauga	721,599	2,468	3.0	202,205
Winnipeg	705,244	1,519	2.5	189,400
Vancouver	631,486	5,493	2.2	160,855
Brampton	593,638	2,229	3.5	164,525
Hamilton	536,917	481	2.5	149,355
Québec	531,902	1,173	2.0	142,925
Surrey	517,887	1,637	3.0	144,495
Laval	422,993	1,711	2.6	117,055
Halifax	403,131	73	2.3	113,560
London	383,822	913	2.3	104,190

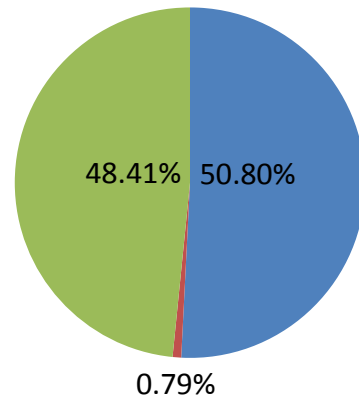
City of Brampton – Population by Mother Tongue

According to the 2016 Census, 50.80 per cent (284,935) of the respondents reported English as their mother tongue, compared to 54.04 % (269,790) in 2011. (Single responses)

Close to 0.79 per cent (4,420) of the respondents claimed French as their mother tongue, lower than 0.88 per cent (4,375) in 2011. (Single responses)

An increasing number of respondents reported a non-official language in Brampton as their mother tongue. The 2016 Census revealed that 48.41 per cent (271,540) of respondents first spoke a language other than English or French, up from 45.08 per cent (225,065) in 2011. (Single responses)

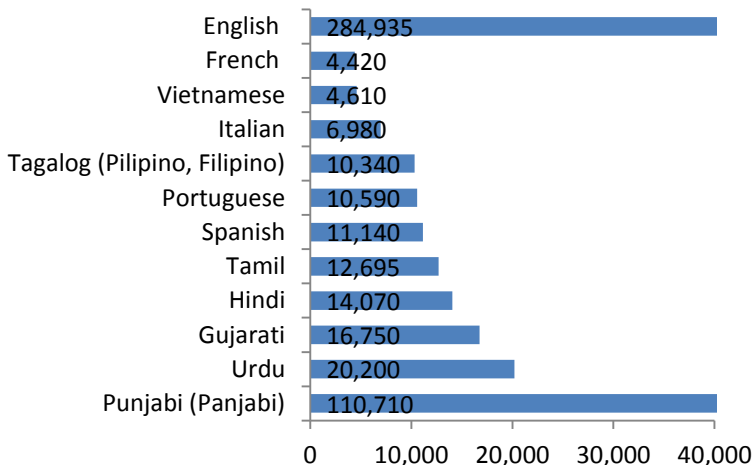
Population by Mother Tongue, 2016
(Single Responses)



■ Anglophone ■ Francophone ■ Allophone

City of Brampton – Language Composition - Mother Tongue

Mother Tongue in Brampton, 2016



The allophone population (those with a non-official language as mother tongue) experienced a 3.33 per cent increase over the 2011 Census. The number of allophones increased by 49.81 per cent since the 2006 Census. Allophones represent a significant proportion of population growth in Brampton.

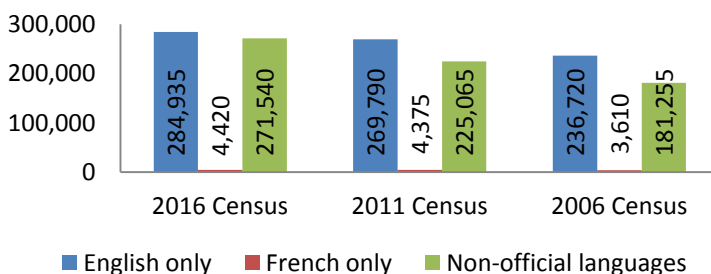
The 2016 Census showed that 110,710 individuals reported Punjabi as mother tongue, accounting for 19.74 per cent of the total population an increase of 19,365 people in comparison to 2011.

Punjabi remained the leading non-official language in Brampton followed by Urdu and Gujarati.

Gujarati, saw the largest increase, growing by 51.72 per cent since the last census in 2011.

The top three non-official mother tongues (Punjabi, Urdu and Gujarati) accounted for more than 54 per cent of the allophone population in Brampton.

City of Brampton Population by Mother Tongue



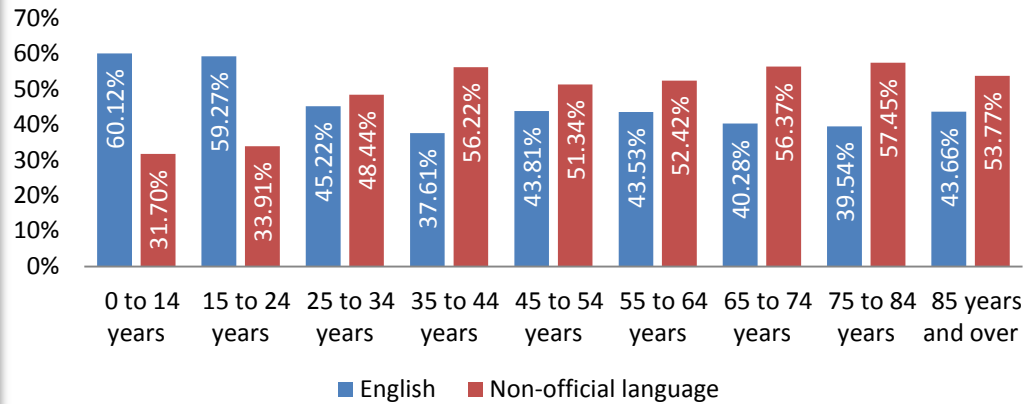
City of Brampton - Mother Tongue Languages by Age Group

The language composition of Brampton included 115 different languages listed as mother tongue in the 2016 Census, compared to the 89 languages reported in 2011, further underscoring Brampton's status as a growing multilingual city.

Brampton's population who speak a language other than English varies by age.

A higher percentage of the population aged 0 to 24 years report English as their mother tongue, while those aged 25 years and older show more of a balance between English and another languages.

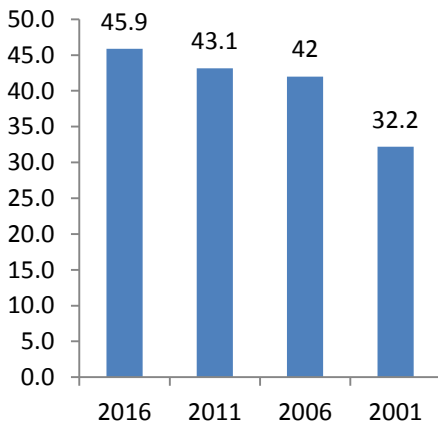
% Population by Mother Tongue and Age Group, 2016



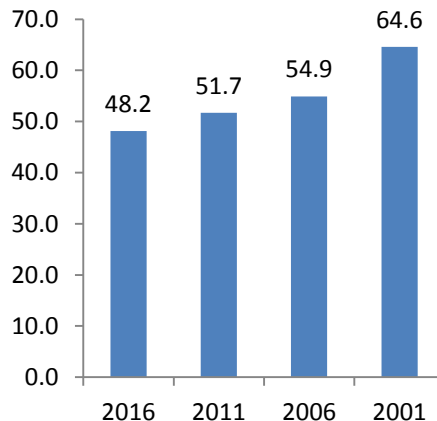
City of Brampton - Top Languages Spoken Most Often At Home

Language spoken most often at home	Population	% of Population
Total (Brampton)	591,670	100.00%
English	345,400	58.38%
Punjabi (Panjabi)	79,705	13.47%
Urdu	12,950	2.19%
Gujarati	10,695	1.81%
Tamil	8,540	1.44%
Hindi	7,355	1.24%
Spanish	5,880	0.99%
Portuguese	4,350	0.74%
Tagalog (Pilipino, Filipino)	4,235	0.72%
Vietnamese	3,100	0.52%

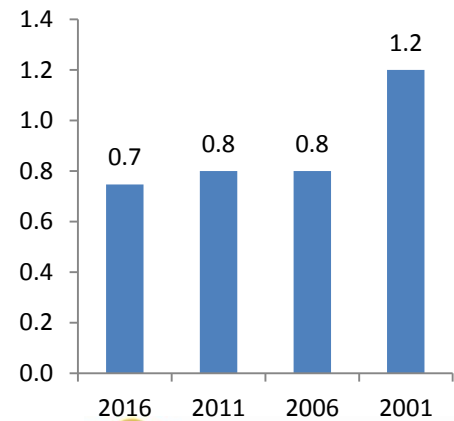
% of the population whose mother tongue is a non-official language only



% of population whose mother tongue is English (Single Response)



% of population whose mother tongue is French (Single Response)



BRAMPTON
Flower City

Glossary

Knowledge of Official Languages

Knowledge of official languages refers to whether the person can conduct a conversation in English only, French only, in both languages or in neither language. For a child who has not yet learned to speak, this includes languages that the child is learning to speak at home.

Mother tongue

Mother tongue refers to the first language learned at home in childhood and still understood by the person at the time the data was collected. If the person no longer understands the first language learned, the mother tongue is the second language learned. For a person who learned two languages at the same time in early childhood, the mother tongue is the language this person spoke most often at home before starting school. The person has two mother tongues only if the two languages were used equally often and are still understood by the person. For a child who has not yet learned to speak, the mother tongue is the language spoken most often to this child at home. The child has two mother tongues only if both languages are spoken equally often so that the child learns both languages at the same time.

First official language spoken

First official language spoken is specified within the framework of the Official Languages Act. It refers to the first official language (i.e., English or French) spoken by the person.

Language spoken most often at home

Language spoken most often at home refers to the language the person speaks most often at home at the time of data collection. A person can report more than one language as 'spoken most often at home' if the languages are spoken equally often.

Single responses

A single response occurs when a respondent provides one mother tongue only.

Anglophone

The population with the English language as mother tongue

Francophone

The population with the French language as mother tongue

Allophone

The population with a non-official language as mother tongue

n.i.e. = not included elsewhere

n.o.s. = not otherwise specified

Census Data Release Dates

The following table outlines the scheduled release dates of 2016 Census data by Statistics Canada. Also included is a brief description of each release. For more information about the 2016 Census visit Statistics Canada's website www.statcan.gc.ca.

	Release date	Release topic
✓	February 8, 2017	Population and dwelling counts
✓	May 3, 2017	Age and sex Type of dwelling
✓	May 10, 2017	Census of Agriculture
✓	August 2, 2017	Families, households and marital status Language
	September 13, 2017	Income
	October 25, 2017	Immigration and ethnocultural diversity Housing Aboriginal peoples
	November 29, 2017	Education Labour Journey to work Language of work Mobility and migration

Contact Information

This document was prepared by the City of Brampton's Economic Development and Culture Office.
For more information about the 2016 Census please contact:

Tyson Ma
Business Information and Policy Coordinator
City of Brampton Economic Development & Culture
Tel. 905.874.3903
Fax 905-874-2670
Web www.brampton.ca/census
E-mail tyson.ma@brampton.ca

FOLLOW US ON 



BRAMPTON
Flower City