

CENSUS BULLETIN #4

Income

September 13th, 2017

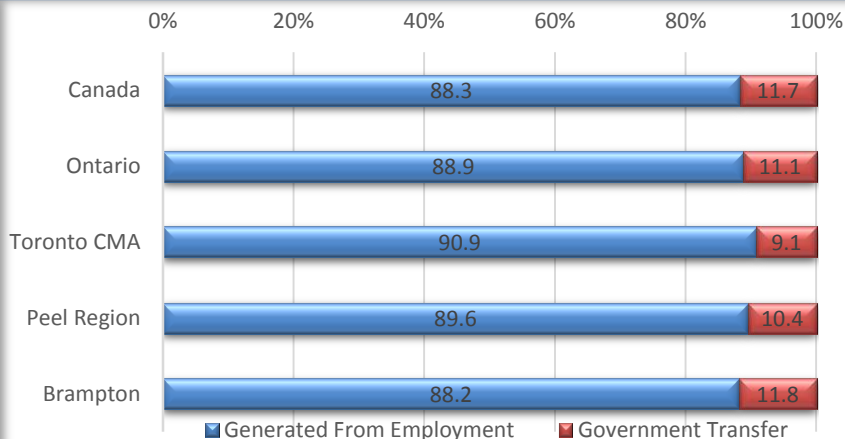
Bulletin Highlights:

- The median total income of households in Brampton was \$87,290 in 2015.
- The median total income of households (private households) in Brampton increased by 12.2% since 2010.
- According to the 2016 Census, the median total income for individuals 15 years and over (with income) was \$29,092, an increase of 3.2 per cent from 2010.

City of Brampton - Income

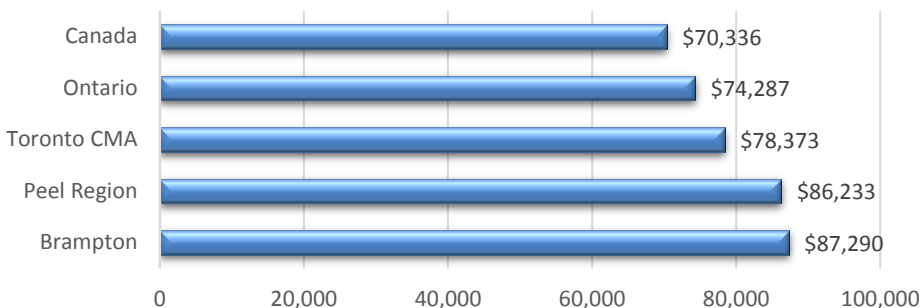
According to the 2016 Census, in Brampton, 88.2 per cent of all the total income was generated from employment and 11.8 per cent was from government transfer payments. The percentage of income generated from government transfers has decreased since the 2011 Census.

The percentage of total income generated from employment in Brampton is slightly lower than Canada (88.3 per cent)



City of Brampton – Household Income

Median total income of households in 2015



The median household income in Brampton was \$87,290 in 2015, up 12.2 per cent from \$77,787 in 2010. Brampton also had a higher median household income when compared to Canada and Ontario.

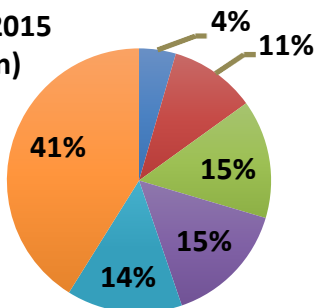
The median household incomes for Canada, Ontario, Toronto CMA and the Region of Peel were \$70,336, \$74,287, \$78,373 and \$86,233 respectively.

Between 2010 and 2015, the number of households that had the highest income (\$100,000 and over) experienced an increase of 33.5 per cent. Approximately 55% of private households reported having a median income of \$80,000 and over.

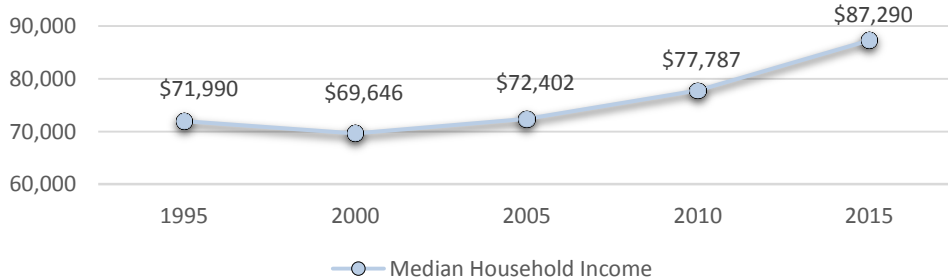
The median household income of private households in Brampton increased by 12.2% since 2010, whereas Ontario had an increase of 11.9% and Canada had an increase of 15.2%.

Household total income groups in 2015 for private households (Brampton)

- Under \$5,000 to \$19,999
- \$20,000 to \$39,999
- \$40,000 to \$59,999
- \$60,000 to \$79,999
- \$80,000 to \$99,999
- \$100,000 and over



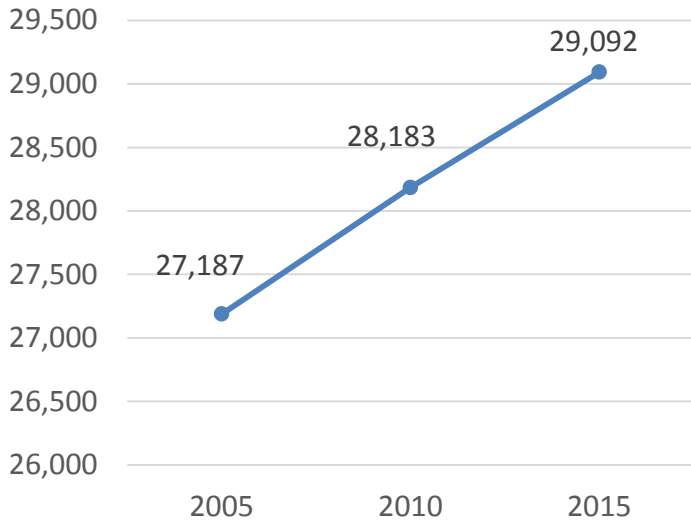
Median total household income from 1995 to 2015 (Brampton)



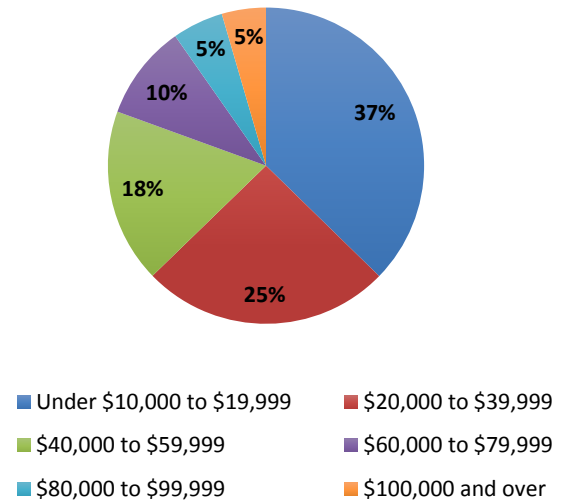
City of Brampton – Earnings

According to the 2016 Census, the median total income for individuals 15 years and over (with income) was \$29,092, an increase of 3.2 per cent from 2010. Approximately 38% of individuals aged 15 years and over (with income) had a median total income of \$40,000 or more.

Median Income for individuals 15 years and over with income (2010 to 2015)

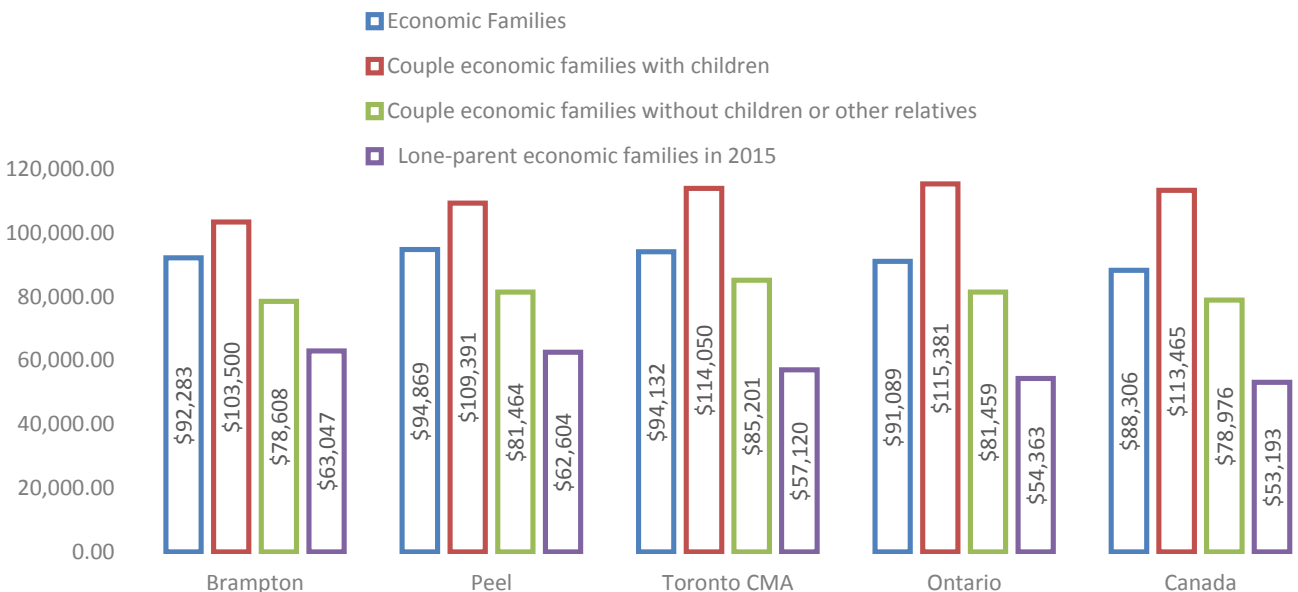


Total income in 2015 of population aged 15 years and over



City of Brampton – Family Income

Median before-tax income in 2015



The median before-tax economic family income was \$92,283 in 2015, which is above the national median of \$88,306 and provincial median of \$91,089. The median before-tax economic family income increased by 11.3 per cent since 2010.

Market income/employment income refers to the sum of employment income (wages and salaries, net farm income and net income from a non-farm unincorporated business and/or professional practice), investment income, retirement pensions, superannuation and annuities (including those from Registered Retirement Savings Plans [RRSPs] and Registered Retirement Income Funds [RRIFs]) and other money income. It is equivalent to total income minus all government transfer payments. It is also referred to as income before transfers and taxes.

Government transfers refers to all cash benefits received from federal, provincial, territorial or municipal governments during the reference period. It includes:

- Old Age Security pension, Guaranteed Income Supplement, Allowance or Allowance for the Survivor;
- retirement, disability and survivor benefits from Canada Pension Plan and Québec Pension Plan;
- benefits from Employment Insurance and Québec Parental Insurance Plan;
- child benefits from federal and provincial programs;
- social assistance benefits;
- workers' compensation benefits;
- Working Income Tax Benefit;
- Goods And Services Tax credits and Harmonized Sales Tax credits;
- other income from government sources.

Median income of households is the dollar amount that divides the income distribution of households into two halves.

Total of income from all sources, including employment income, income from government programs, pension income, investment income and any other money income.

Before-Tax Income refers to total income from all sources and before taxes are deducted.

Median income of families refers to the amount that divides the income distribution of a specific group of families (census /economic) into two halves.

Couple family Two persons of opposite sex or of the same sex who are not legally married to each other, but live together as a couple in the same dwelling.

Economic family refers to a group of two or more persons who live in the same dwelling and are related to each other by blood, marriage, common-law, adoption or a foster relationship.

Lone parent family Mothers or fathers, with no married spouse or common-law partner present, living in a dwelling with one or more children.

Median income of individuals refers to the dollar amount that divides the income distribution of Individuals into two halves.

For the 2016 Census, the reference period is the calendar year 2015 for all income variables.

Census Data Release Dates

The following table outlines the scheduled release dates of 2016 Census data by Statistics Canada. Also included is a brief description of each release. For more information about the 2016 Census, visit Statistics Canada's website www.statcan.gc.ca.

	Release date	Release topic
✓	February 8, 2017	Population and dwelling counts
✓	May 3, 2017	Age and sex Type of dwelling
✓	May 10, 2017	Census of Agriculture
✓	August 2, 2017	Families, households and marital status Language
✓	September 13, 2017	Income
	October 25, 2017	Immigration and ethnocultural diversity Housing Aboriginal peoples
	November 29, 2017	Education Labour Journey to work Language of work Mobility and migration

Contact Information

This document was prepared by the City of Brampton's Economic Development and Culture Office. For more information about the 2016 Census please contact:

Tyson Ma
 Business Information and Policy Coordinator
 City of Brampton Economic Development & Culture
 Tel. 905-874-3903
 Fax 905-874-2670 Fax 905-874-2670
 E-mail: Tyson.Ma@brampton.ca

Kevin Thompson
 Central Area Analyst
 City of Brampton Economic Development & Culture
 E-mail: Kevin.Thompson@brampton.ca

Website: www.brampton.ca/census

FOLLOW US ON 



BRAMPTON
 Flower City