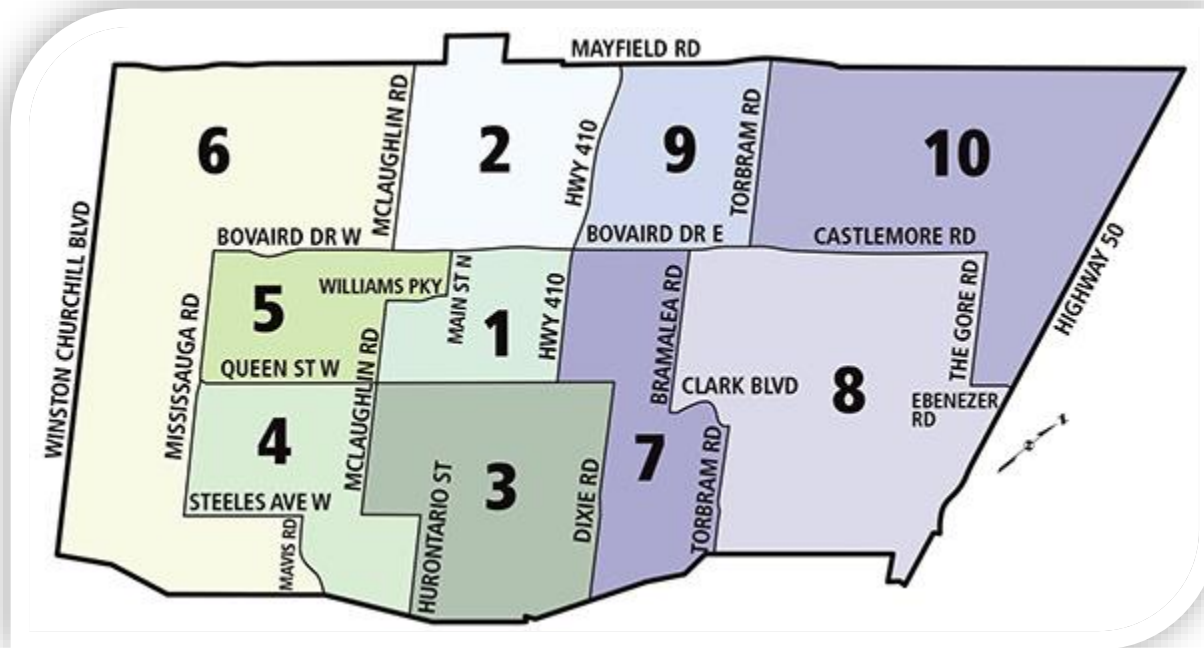


# 2016 CENSUS & NATIONAL HOUSEHOLD SURVEY CITY OF BRAMPTON - WARD 7 PROFILE



**WARD HIGHLIGHTS**

**Population**



9.60% of total  
Brampton population

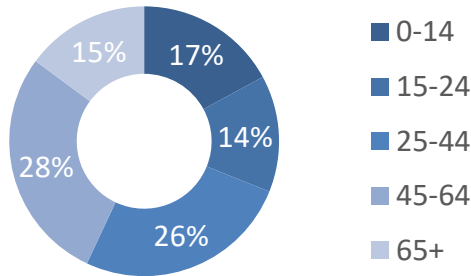
**56,750**  
2016  
Ward 7  
Population

**51.0%**  
Females

**39.6**  
Median Age

**49.0%**  
Males

**2016 Population by Age Group  
Ward 7**



**Percentage of occupied private dwellings  
Ward 7**

**41.3%**  
Single-  
detached  
houses

**38.5%**  
Apartments

**10.2%**  
Semi-  
detached  
houses

**10.0%**  
Row house

**Total population 15  
years and over by  
marital status**

**48.6%**  
Married



**31.1%**  
Single (never  
married)



**\$38,756**  
Average  
employment  
income in 2015



**\$88,246**  
Average  
household  
income in 2015

**45.2%**  
Immigrant  
population



**88.8%**  
Canadian  
citizen  
population

**48.3%**  
Postsecondary  
certificate,  
diploma or  
degree

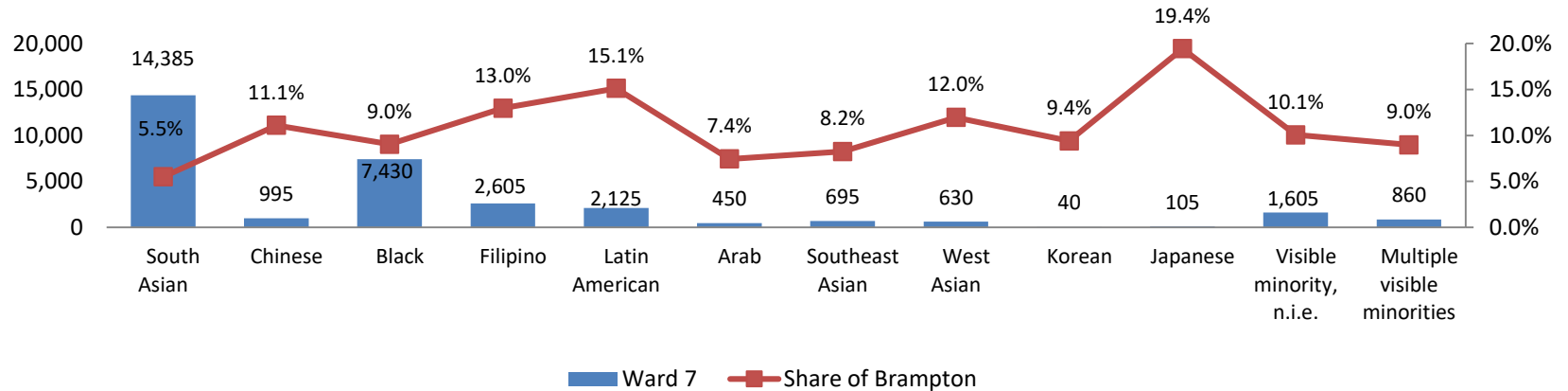


**20.0%**  
University  
certificate,  
diploma or degree  
at bachelor level  
or above

**20.5%**  
College, CEGEP  
or other non-  
university  
certificate or  
diploma

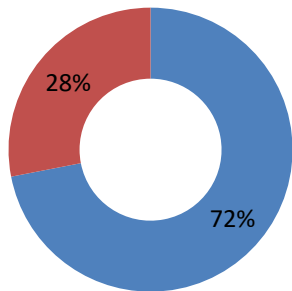
## PROFILE OF ETHNO CULTURAL

**2016 Total population in by visible minority (Ward 7)**



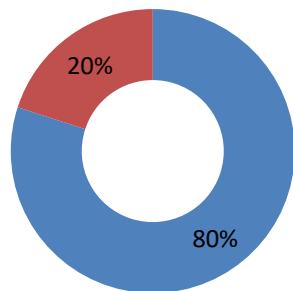
## DWELLINGS

**2016 Owners vs Renter (Ward 7)**



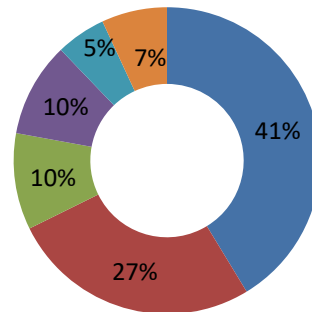
■ Owner ■ Renter

**2016 Owners vs Renter (Brampton)**



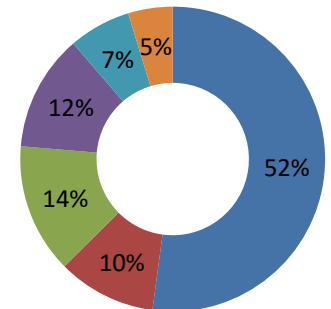
■ Owner ■ Renter

**Type of dwelling (Ward 7)**



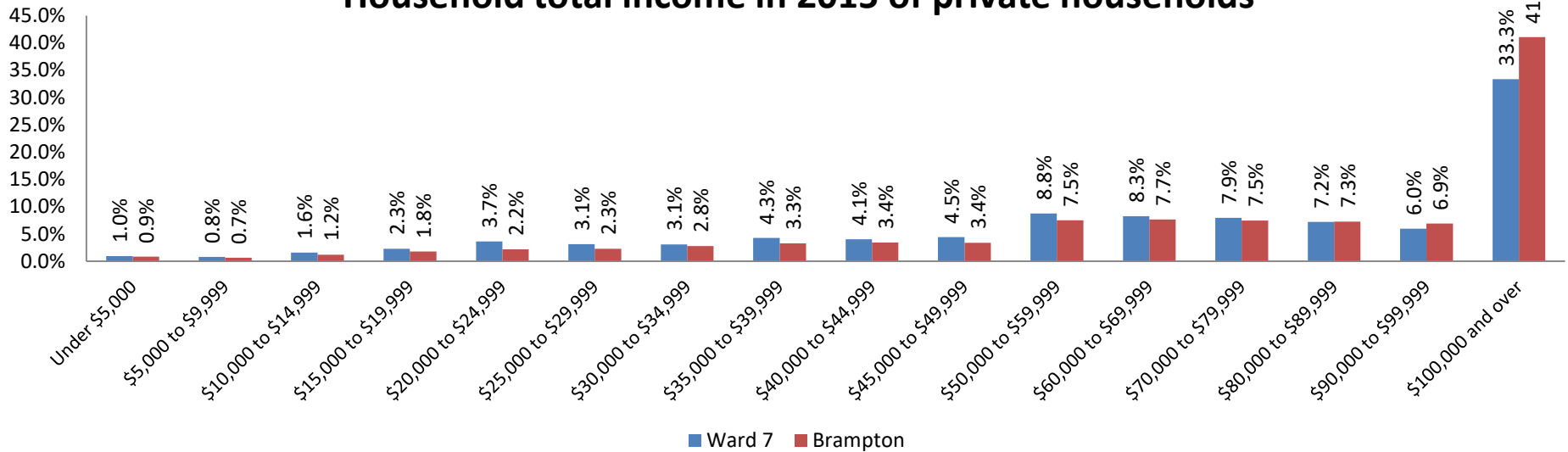
- Single-detached house
- Apartment in a building that has five or more storeys
- Semi-detached house
- Row house
- Apartment or flat in a duplex
- Apartment in a building that has fewer than five storeys

**Type of dwelling (Brampton)**



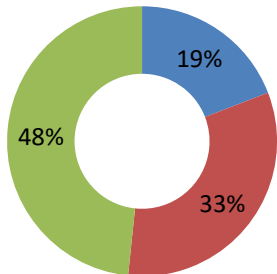
**PROFILE OF INCOME**

**Household total income in 2015 of private households**

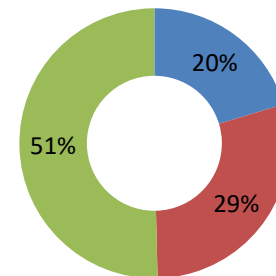


**PROFILE OF EDUCATION**

**2016 Population 15+ years by highest certificate, diploma or degree (Ward 7)**



**2016 Population 15+ years by highest certificate, diploma or degree (Brampton)**



- No certificate, diploma or degree
- Secondary (high) school diploma or equivalency certificate
- Postsecondary certificate, diploma or degree

## PROFILE OF LABOUR FORCE

| Labour Force  | Ward 7 | Brampton |
|---|--------|----------|
| 2016 Total population aged 15 years and over by labour force status | 47,045 | 470,765  |
| In the labour force   | 30,650 | 319,620  |
| Employed  | 28,210 | 293,075  |
| Unemployed  | 2,440  | 26,545   |
| Not in the labour force   | 16,390 | 151,145  |
| Participation rate (%)  | 65.2   | 67.9     |
| Employment rate (%)   | 60     | 62.3     |
| Unemployment rate (%)   | 8      | 8.3      |

### 2015 Labour Force by Occupation

