

# Brampton Economic Indicators July 2020

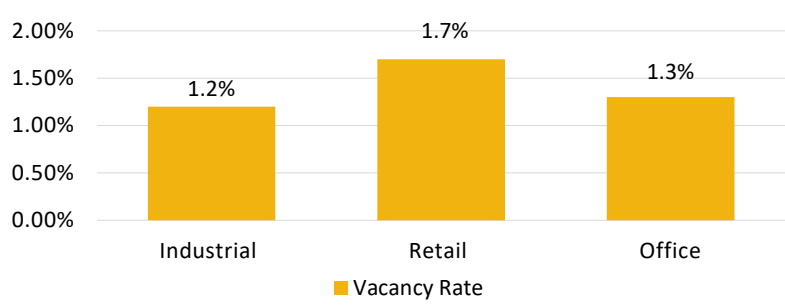


Brampton Indicators	YTD July 2020	YTD July 2019
Total Construction Value <sup>1</sup>	\$756,637,196	\$1,263,263,353
Residential Construction Value <sup>1</sup>	\$643,456,963	\$902,025,215
Non-Residential Construction Value <sup>1</sup>	\$112,196,167	\$359,552,471
Industrial Construction Value <sup>1</sup>	\$36,320,227	\$187,926,375
Commercial Construction Value <sup>1</sup>	\$39,396,015	\$64,123,291
Institutional Construction Value <sup>1</sup>	\$36,479,925	\$107,502,805
Housing Permits (units) <sup>1</sup>	3,311	3,714
Housing Resale Activity <sup>2</sup>	4,764	5,347
Average House Price <sup>2</sup>	\$817,135	\$720,090
Industrial Availability/Vacancy Rate (Q3 QTD 2020/Q3 2019) <sup>3</sup>	1.2%	0.7%
Unemployment Rate (Region of Peel) <sup>4</sup>	16.3%	6.7%

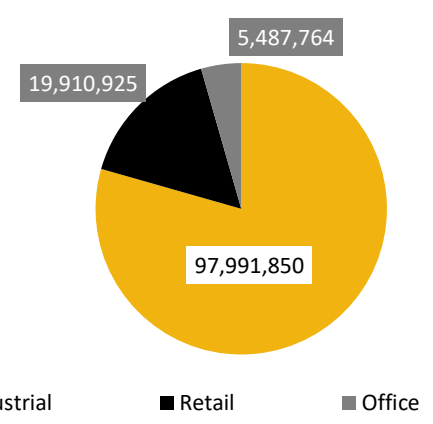
## Industrial, Retail & Office Space<sup>3</sup>

2020 Q3 QTD	Market Rent	Additional/TMI
Office	\$16.80	\$14.59
Industrial	\$10.44	\$3.44
Retail	\$22.40	\$12.32

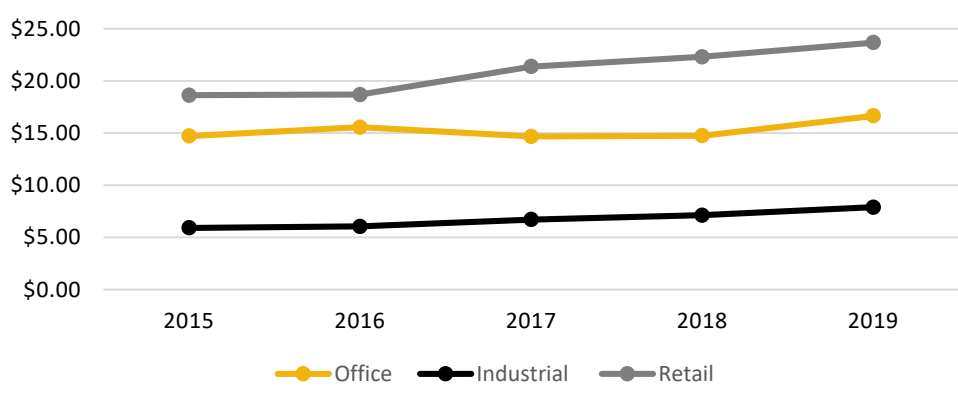
### 2020 Q3 QTD Vacancy Rate



### 2020 Q3 QTD Inventory (SF)



### Brampton Market Rent Timeline



### Residential Statistics

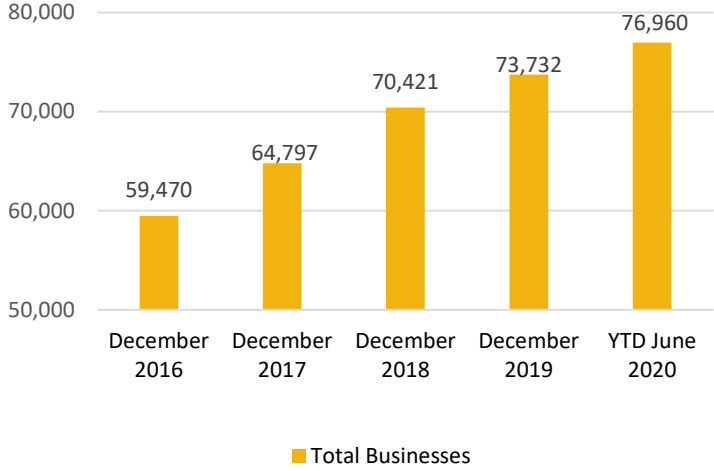
Average Home Prices	
<b>Number of Sales (Single-Detached)<sup>2</sup></b>	
July 2020:	1,167
July 2019:	858
<b>Average Home Prices - Resale<sup>2</sup></b>	
YTD July 2020:	\$817,135
YTD July 2019:	\$720,090
<b>Resale Prices (Single-Detached)<sup>2</sup></b>	
July 2020:	\$988,509
July 2019:	\$858,861

# Brampton Economic Indicators July 2020

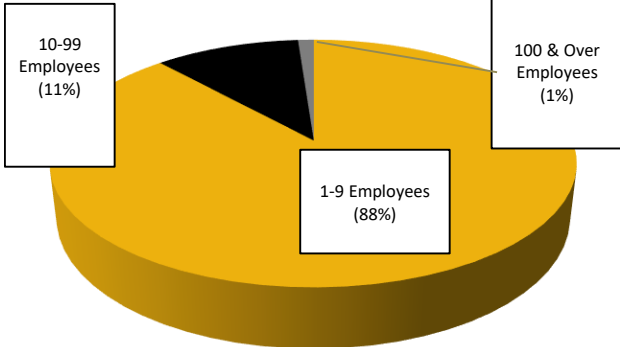


## Business Count Statistics<sup>5</sup>

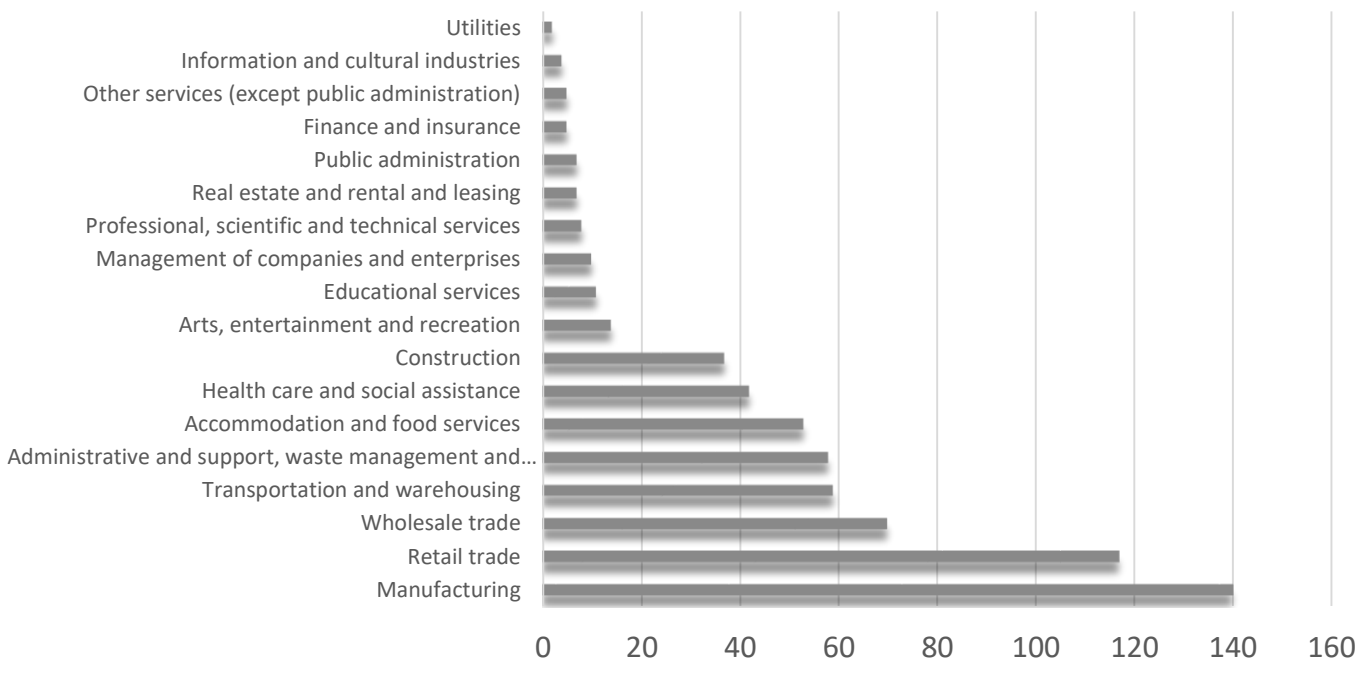
### Brampton Business Counts



Categories	# of Businesses (YTD June 2020)	Growth Rate (Since December 2019)
Total Businesses	76,960	4.38%
With Employees	26,479	1.32%
1-9 Employees	23,364	1.41%
10-99 Employees	2,809	0.93%
100 & Over Employees	306	-1.29%



## Total businesses with 50+ employees



Sources  
 1. City of Brampton, Building Division July 2020  
 2. Toronto Real Estate Board, Monthly Market Watch July 2020  
 3. CoStar Analytics 2020  
 4. Statistics Canada, Labour Force Survey, custom tabulation July 2020  
 5. Statistics Canada, Canadian Business Counts

\* QTD: Quarter to date  
 Compiled by: City of Brampton - Economic Development Office