

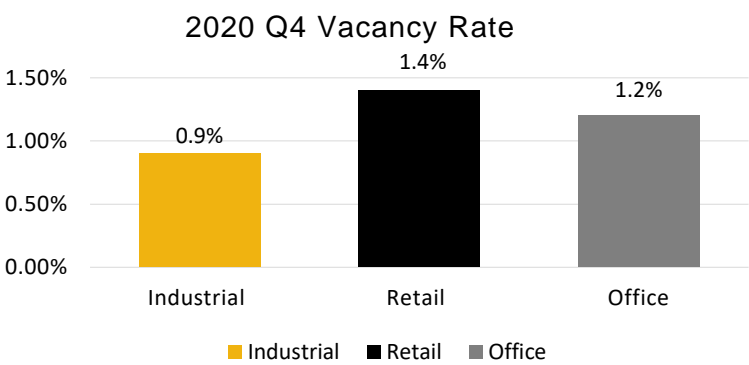
# Brampton Economic Indicators November 2020



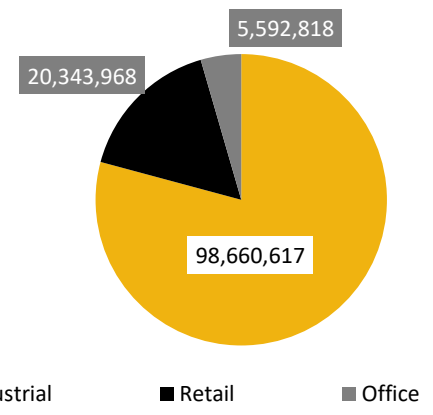
Brampton Indicators	YTD November 2020	YTD November 2019
Total Construction Value <sup>1</sup>	\$1,207,400,283	\$1,731,040,132
Residential Construction Value <sup>1</sup>	\$871,850,264	\$1,172,632,034
Non-Residential Construction Value <sup>1</sup>	\$334,062,477	\$555,197,999
Industrial Construction Value <sup>1</sup>	\$214,934,472	\$249,011,845
Commercial Construction Value <sup>1</sup>	\$64,772,080	\$89,445,784
Institutional Construction Value <sup>1</sup>	\$54,355,925	\$216,740,370
Housing Permits (units) <sup>1</sup>	5,315	5,320
Housing Resale Activity <sup>2</sup>	9,078	8,335
Average House Price <sup>2</sup>	\$836,748	\$725,877
Industrial Availability/Vacancy Rate (Q4 2020/Q4 2019) <sup>3</sup>	0.9%	0.9%
Unemployment Rate (Region of Peel) <sup>4</sup>	12.7%	5.2%

## Industrial, Retail & Office Space<sup>3</sup>

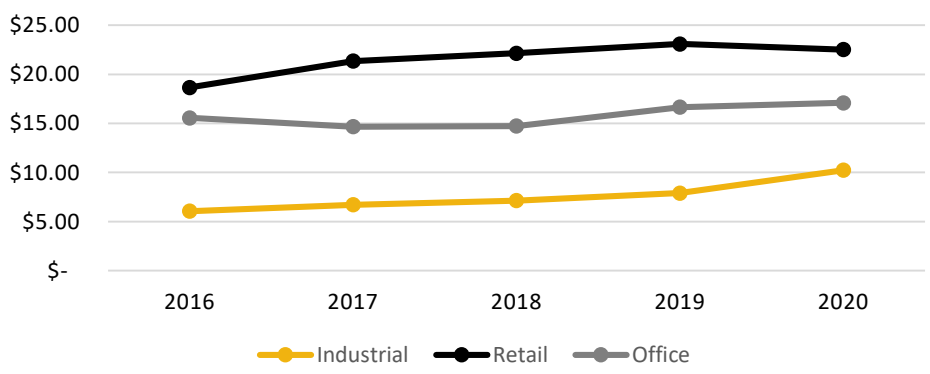
2020 Q4	Market Rent	Additional/TMI
Office	\$17.09	\$14.49
Industrial	\$10.23	\$3.50
Retail	\$22.53	\$12.10



## 2020 Q4 Inventory (SF)



## Brampton Market Rent Timeline



## Residential Statistics

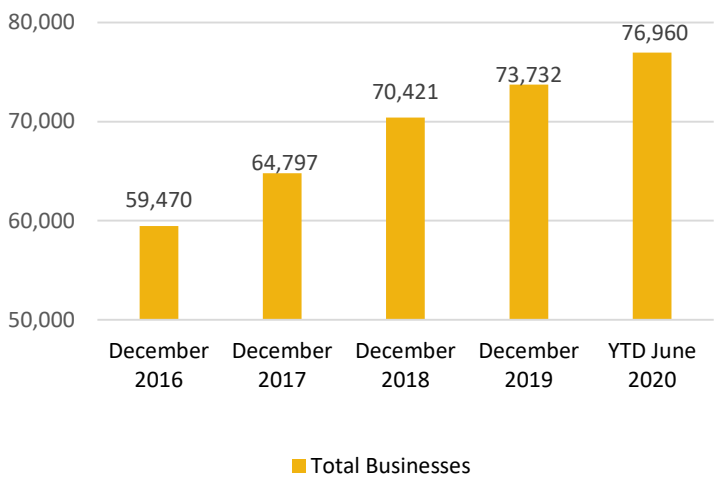
Average Home Prices	
<b>Number of Sales (Single-Detached)<sup>2</sup></b>	
November 2020:	477
November 2019:	334
<b>Average Home Prices - Resale<sup>2</sup></b>	
YTD November 2020:	\$836,748
YTD November 2019:	\$725,877
<b>Resale Prices (Single-Detached)<sup>2</sup></b>	
November 2020:	\$995,595
November 2019:	\$850,780

# Brampton Economic Indicators November 2020

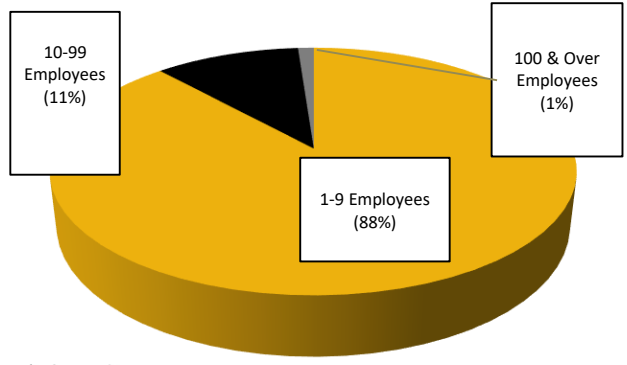


## Business Count Statistics<sup>5</sup>

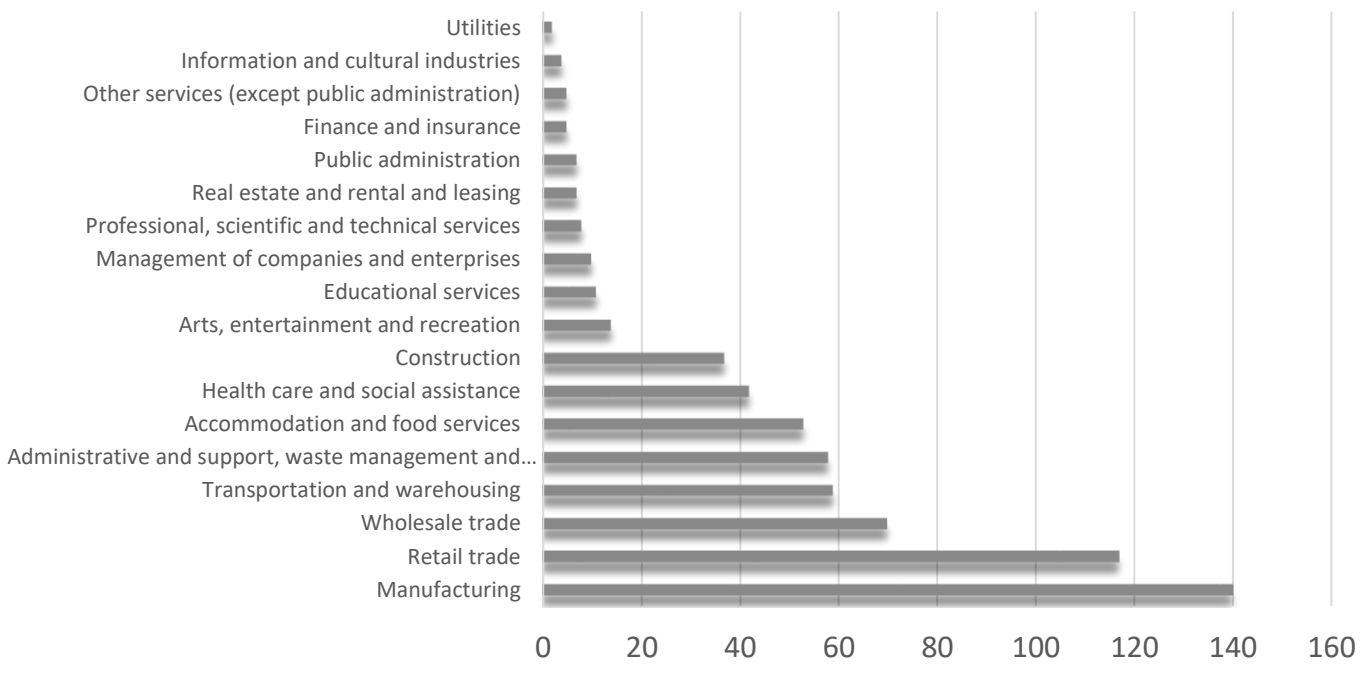
### Brampton Business Counts



Categories	# of Businesses (YTD June 2020)	Growth Rate (Since December 2019)
Total Businesses	76,960	4.38%
With Employees	26,479	1.32%
1-9 Employees	23,364	1.41%
10-99 Employees	2,809	0.93%
100 & Over Employees	306	-1.29%



## Total businesses with 50+ employees



### Sources

1. City of Brampton, Building Division November 2020
2. Toronto Real Estate Board, Monthly Market Watch November 2020
3. CoStar Analytics 2020
4. Statistics Canada, Labour Force Survey, custom tabulation November 2020
5. Statistics Canada, Canadian Business Counts

Compiled by: City of Brampton - Economic Development Office