

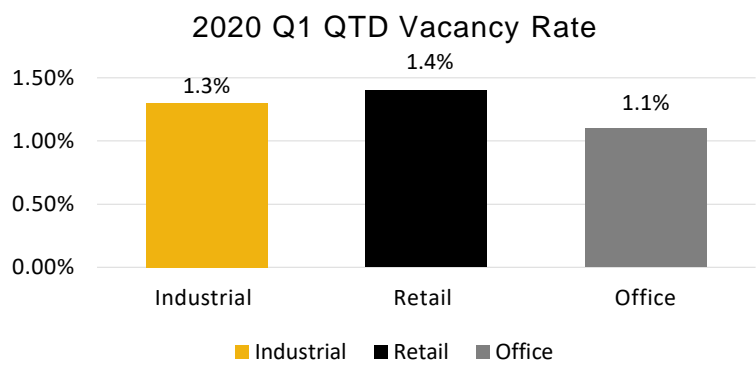
# Brampton Economic Indicators

## February 2021

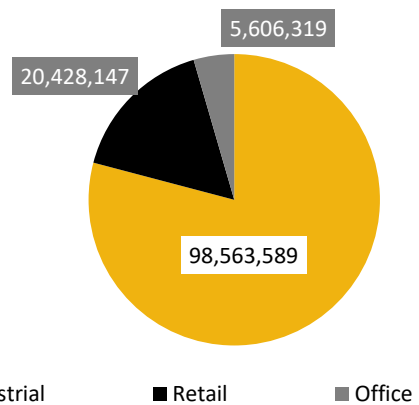
Brampton Indicators	YTD February 2021	YTD February 2020
Total Construction Value <sup>1</sup>	\$217,778,575	\$311,478,948
Residential Construction Value <sup>1</sup>	\$182,140,732	\$267,491,029
Non-Residential Construction Value <sup>1</sup>	\$35,251,900	\$43,670,384
Industrial Construction Value <sup>1</sup>	\$22,074,187	\$11,579,564
Commercial Construction Value <sup>1</sup>	\$5,987,713	\$19,684,495
Institutional Construction Value <sup>1</sup>	\$7,190,000	\$12,406,325
Housing Permits (units) <sup>1</sup>	1,387	1,232
Housing Resale Activity <sup>2</sup>	1,879	1,264
Average House Price <sup>2</sup>	\$996,873	\$802,136
Industrial Availability/Vacancy Rate (Q1 QTD 2021/Q1 2020) <sup>3</sup>	1.3%	1.3%
Unemployment Rate (Region of Peel) <sup>4</sup>	12.5%	4.9%

### Industrial, Retail & Office Space<sup>3</sup>

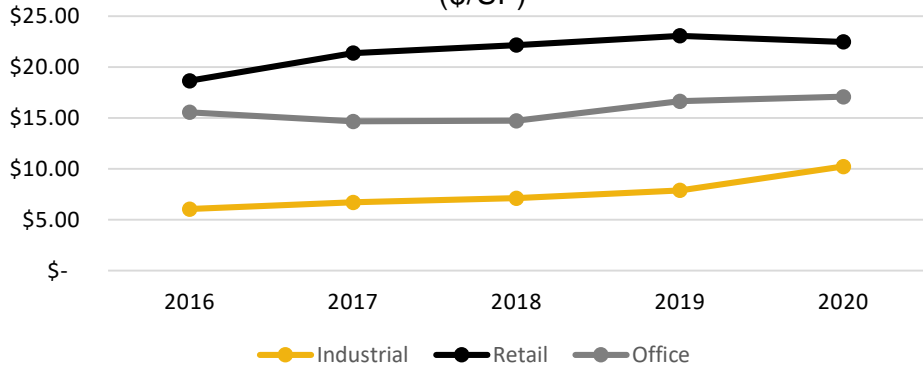
2021 Q1 QTD	Market Rent (\$/SF)
Office	\$18.65
Industrial	\$10.31
Retail	\$23.74



### 2021 Q1 QTD Inventory (SF)



### Brampton Market Rent Timeline (\$/SF)



### Residential Statistics

Average Home Prices	
<b>Number of Sales (Single-Detached)<sup>2</sup></b>	
February 2021:	626
February 2020:	399
<b>Average Home Prices - Resale<sup>2</sup></b>	
YTD February 2021:	\$996,873
YTD February 2020:	\$802,136
<b>Resale Prices (Single-Detached)<sup>2</sup></b>	
February 2021:	\$1,185,341
February 2020:	\$968,313

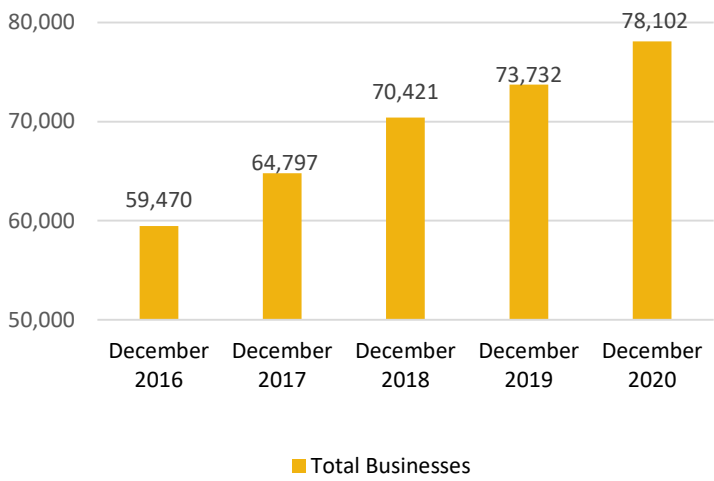
# Brampton Economic Indicators

## February 2021

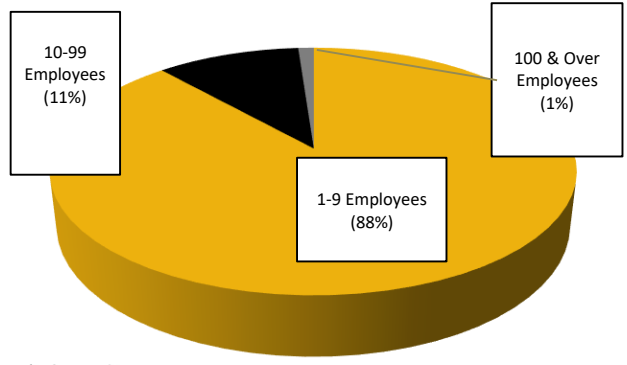


### Business Count Statistics<sup>5</sup>

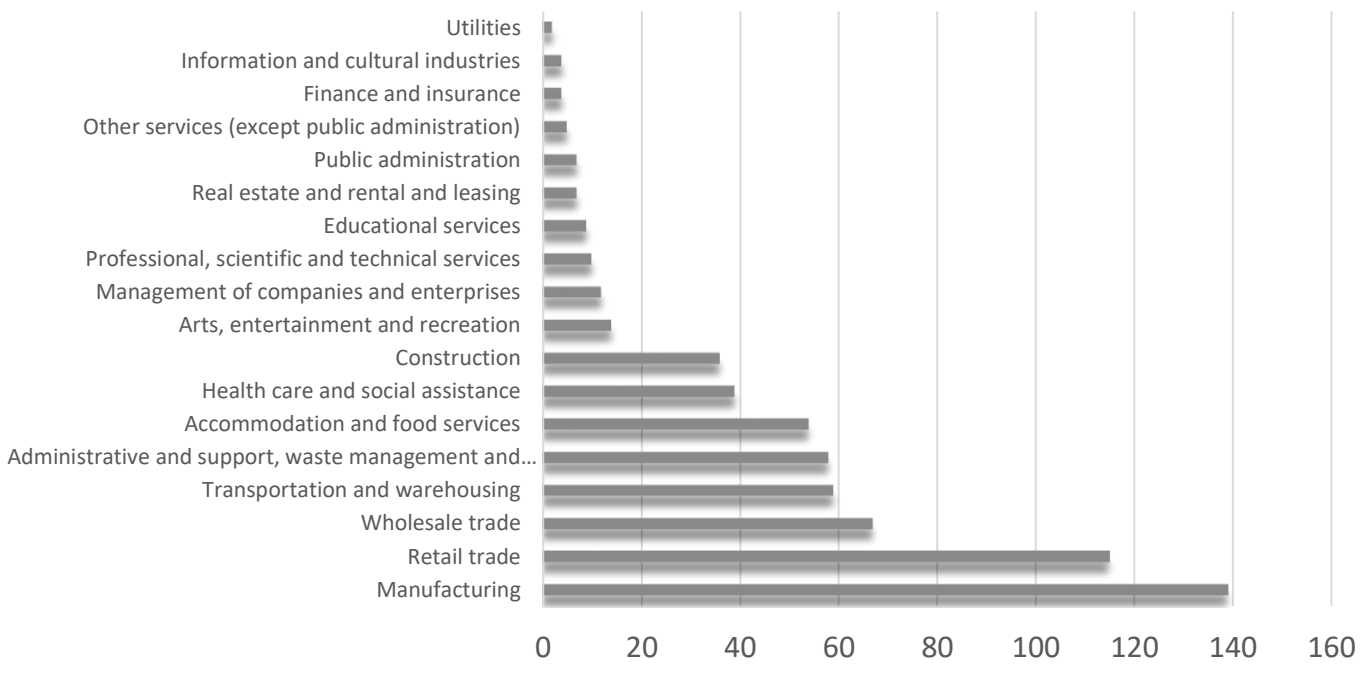
#### Brampton Business Counts



Categories	# of Businesses (December 2020)	Growth Rate (Since December 2019)
Total Businesses	78,102	5.93%
With Employees	26,371	0.91%
1-9 Employees	23,306	1.15%
10-99 Employees	2,765	-0.65%
100 & Over Employees	300	-3.23%



### Total businesses with 50+ employees



#### Sources

1. City of Brampton, Building Division February 2021
2. Toronto Real Estate Board, Monthly Market Watch February 2021
3. CoStar Analytics 2021
4. Statistics Canada, Labour Force Survey, custom tabulation February 2021
5. Statistics Canada, Canadian Business Counts

\* QTD: Quarter to date  
 Compiled by: City of Brampton - Economic Development Office