

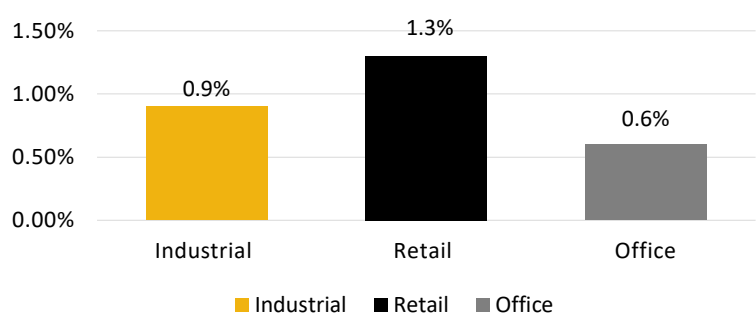
# Brampton Economic Indicators July 2021

Brampton Indicators	YTD July 2021	YTD July 2020
Total Construction Value <sup>1</sup>	\$942,934,694	\$756,637,196
Residential Construction Value <sup>1</sup>	\$723,786,533	\$643,456,963
Non-Residential Construction Value <sup>1</sup>	\$217,808,427	\$112,196,167
Industrial Construction Value <sup>1</sup>	\$148,214,665	\$36,320,227
Commercial Construction Value <sup>1</sup>	\$50,094,309	\$39,396,015
Institutional Construction Value <sup>1</sup>	\$19,499,453	\$36,479,925
Housing Permits (units) <sup>1</sup>	4,397	3,311
Housing Resale Activity <sup>2</sup>	8,008	4,764
Average House Price <sup>2</sup>	\$1,007,305	\$817,135
Industrial Availability/Vacancy Rate (Q3 QTD* 2021/Q3 2020) <sup>3</sup>	0.9%	1.0%
Unemployment Rate (Region of Peel) <sup>4</sup>	10.4%	16.3%

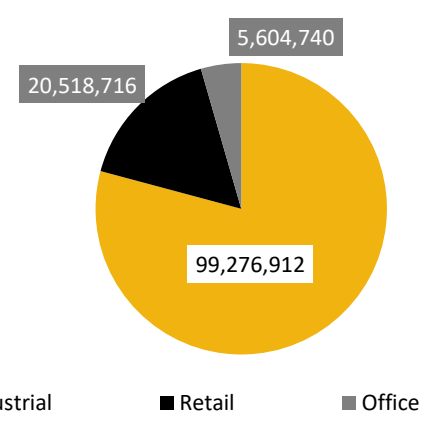
## Industrial, Retail & Office Space<sup>3</sup>

2021 Q3 QTD*	Market Rent (\$/SF)	Additional/TMI (\$/SF)
Industrial	\$10.98	\$3.72
Retail	\$21.89	\$10.38
Office	\$19.37	\$14.77

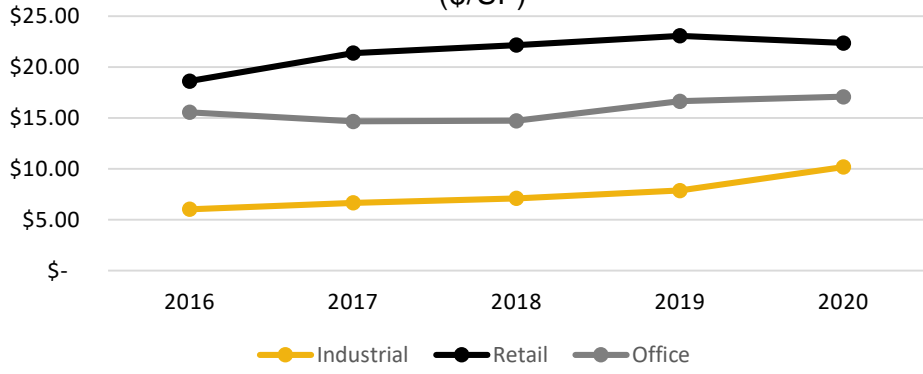
2021 Q3 QTD\* Vacancy Rate



2021 Q3 QTD8 Inventory (SF)



Brampton Market Rent Timeline (\$/SF)



## Residential Statistics

### Average Home Prices

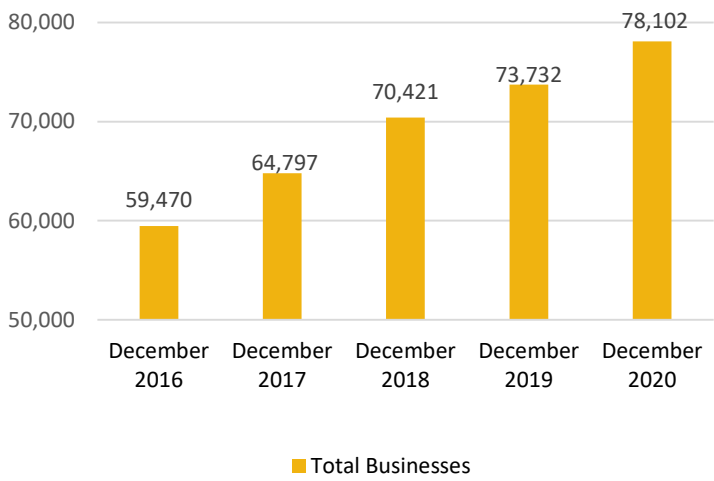
<b>Number of Sales (Single-Detached)<sup>2</sup></b>	
July 2021:	492
July 2020:	670
<b>Average Home Prices - Resale<sup>2</sup></b>	
YTD July 2021:	\$1,007,305
YTD July 2020:	\$817,135
<b>Resale Prices (Single-Detached)<sup>2</sup></b>	
July 2021:	\$1,214,841
July 2020:	\$988,509

# Brampton Economic Indicators July 2021

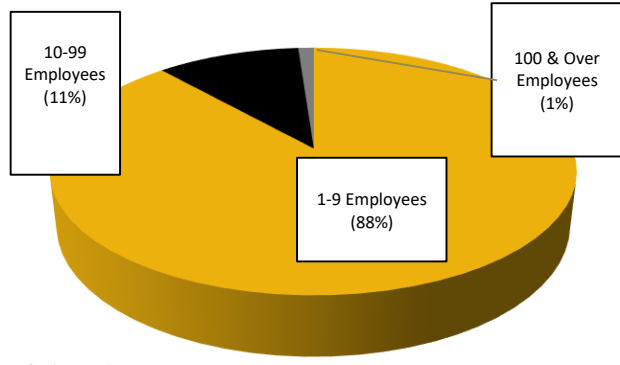


## Business Count Statistics<sup>5</sup>

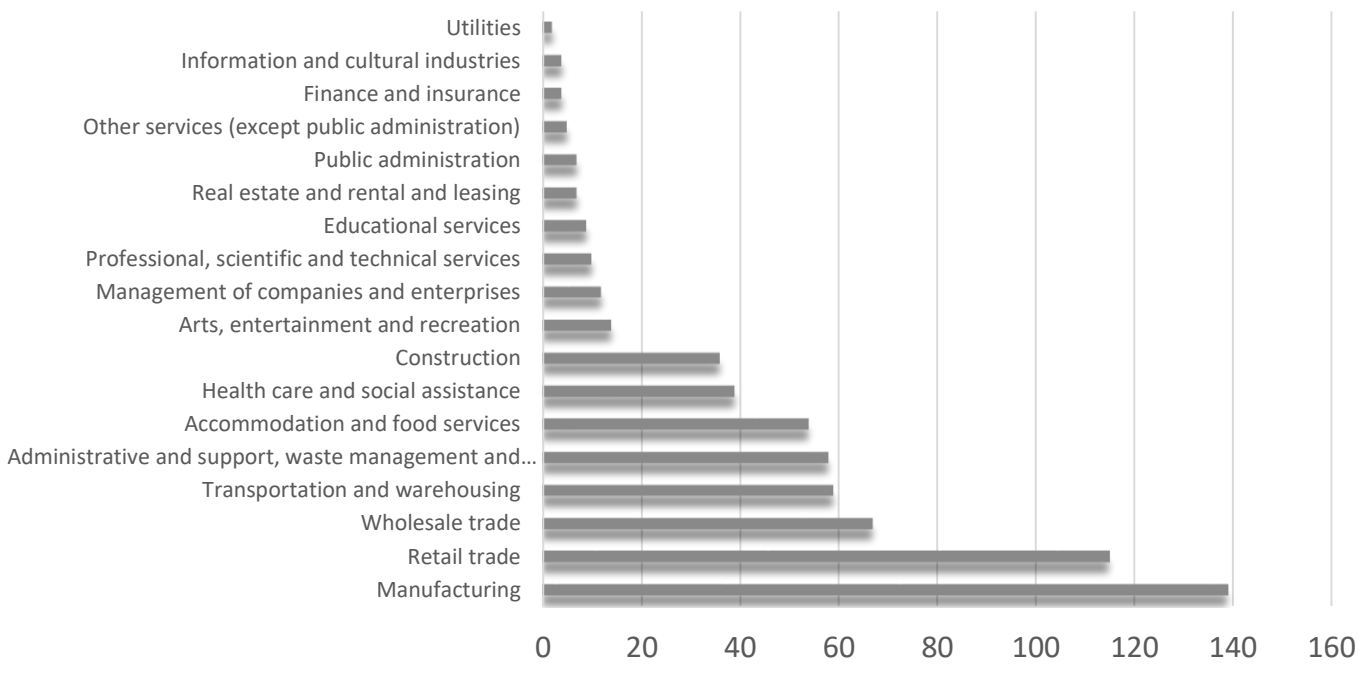
### Brampton Business Counts



Categories	# of Businesses (December 2020)	Growth Rate (Since December 2019)
Total Businesses	78,102	5.93%
With Employees	26,371	0.91%
1-9 Employees	23,306	1.15%
10-99 Employees	2,765	-0.65%
100 & Over Employees	300	-3.23%



## Total businesses with 50+ employees



Sources  
 1. City of Brampton, Building Division July 2021  
 2. Toronto Real Estate Board, Monthly Market Watch July 2021  
 3. CoStar Analytics 2021  
 4. Statistics Canada, Labour Force Survey, custom tabulation July 2021  
 5. Statistics Canada, Canadian Business Counts

\* QTD: Quarter to date  
 Compiled by: City of Brampton - Economic Development Office