

# Brampton Economic Indicators

## September 2021

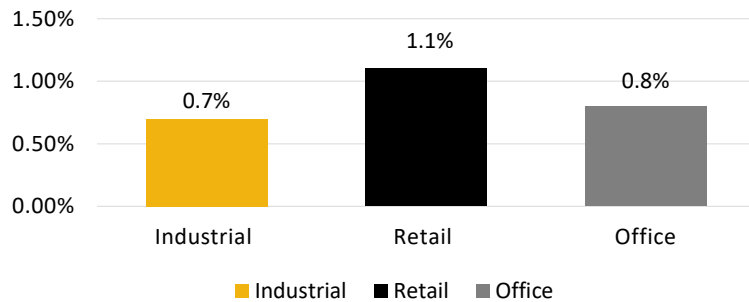


Brampton Indicators	YTD September 2021	YTD September 2020
Total Construction Value <sup>1</sup>	\$1,140,414,604	\$1,033,746,447
Residential Construction Value <sup>1</sup>	\$878,651,765	\$736,150,314
Non-Residential Construction Value <sup>1</sup>	\$260,130,105	\$296,304,717
Industrial Construction Value <sup>1</sup>	\$166,840,284	\$204,194,612
Commercial Construction Value <sup>1</sup>	\$62,183,528	\$52,357,180
Institutional Construction Value <sup>1</sup>	\$31,106,293	\$39,752,925
Housing Permits (units) <sup>1</sup>	6,507	4,051
Housing Resale Activity <sup>2</sup>	9,728	7,083
Average House Price <sup>2</sup>	\$1,018,066	\$830,309
Industrial Availability/Vacancy Rate (2021 YTD/2020) <sup>3</sup>	0.6%	1.1%
Unemployment Rate (Region of Peel) <sup>4</sup>	10.8%	13.5%

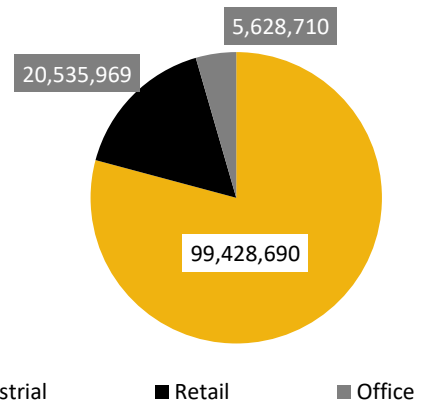
### Industrial, Retail & Office Space<sup>3</sup>

2021 YTD	Market Rent (\$/SF)	Additional/TMI (\$/SF)
Industrial	\$11.62	\$3.80
Retail	\$23.80	\$10.76
Office	\$19.21	\$14.77

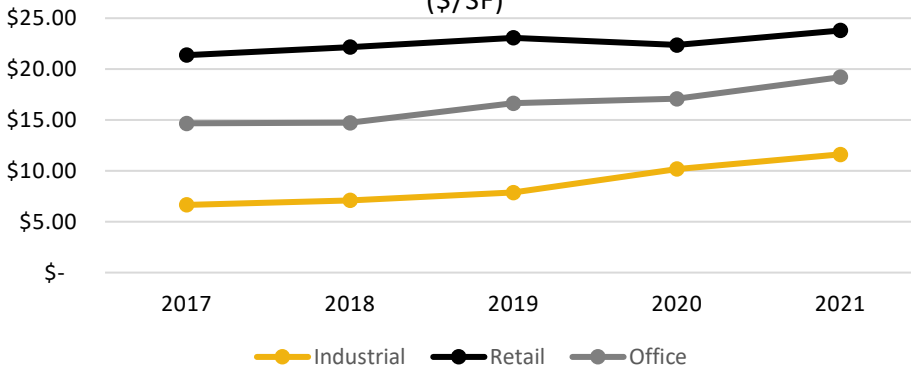
#### 2021 YTD Vacancy Rate



#### 2021 YTD Inventory (SF)



#### Brampton Market Rent Timeline (\$/SF)



#### Residential Statistics

##### Average Home Prices

##### Number of Sales (Single-Detached)<sup>2</sup>

September 2021: 432  
September 2020: 636

##### Average Home Prices - Resale<sup>2</sup>

YTD September 2021: \$1,018,066  
YTD September 2020: \$830,309

##### Resale Prices (Single-Detached)<sup>2</sup>

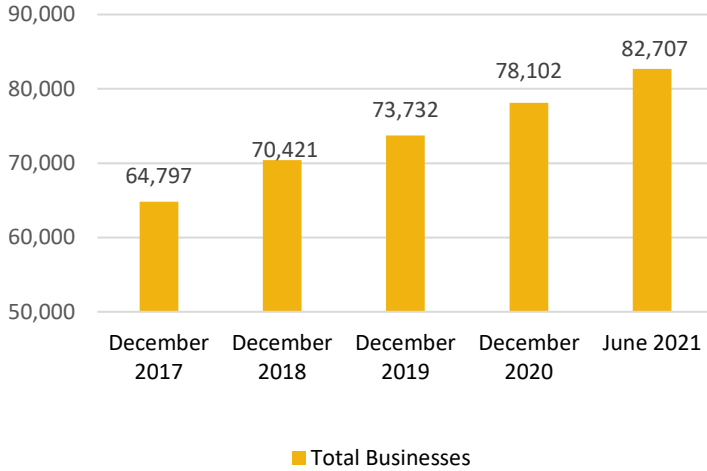
September 2021: \$1,311,520  
September 2020: \$995,277

# Brampton Economic Indicators September 2021

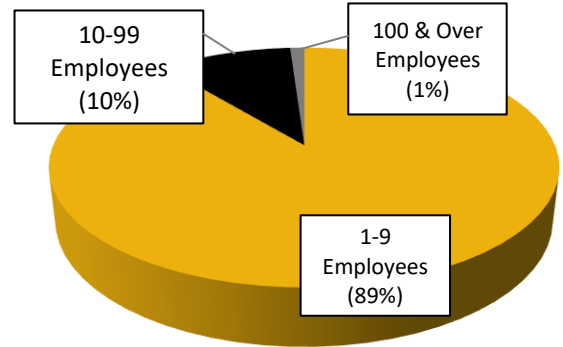


## Business Count Statistics<sup>5</sup>

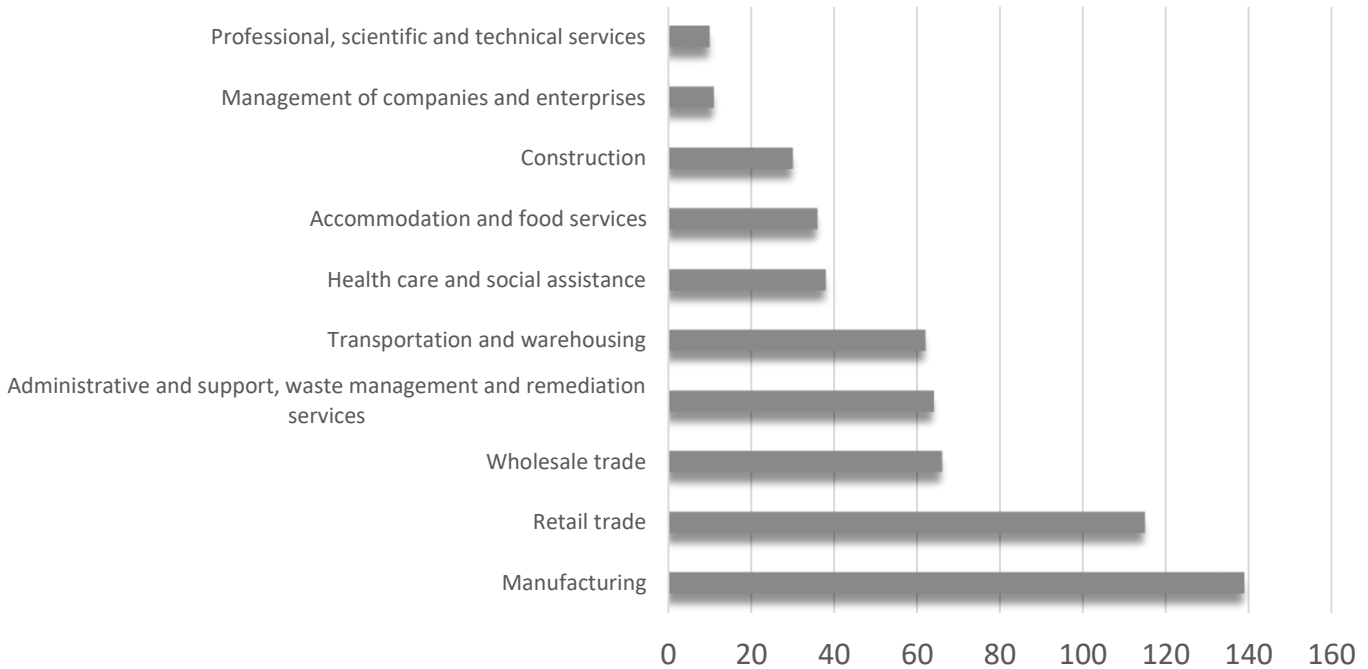
### Brampton Business Counts



Categories	# of Businesses (June 2021)	Growth Rate (Since December 2020)
Total Businesses	82,707	5.90%
With Employees	26,563	0.73%
1-9 Employees	23,633	1.40%
10-99 Employees	2,646	-4.30%
100 & Over Employees	284	-5.33%



## Number of Major Employers (50+ Employees) by Industry



### Sources

1. City of Brampton, Building Division September 2021
2. Toronto Real Estate Board, Monthly Market Watch September 2021
3. CoStar Analytics 2021
4. Statistics Canada, Labour Force Survey, custom tabulation September 2021
5. Statistics Canada, Canadian Business Counts

Compiled by: City of Brampton - Economic Development Office