

2021 CENSUS BULLETIN #1

City of Brampton
Population & Dwelling Counts

February 9, 2022



2021 Census: Key Highlights for the City of Brampton

656,480
Population



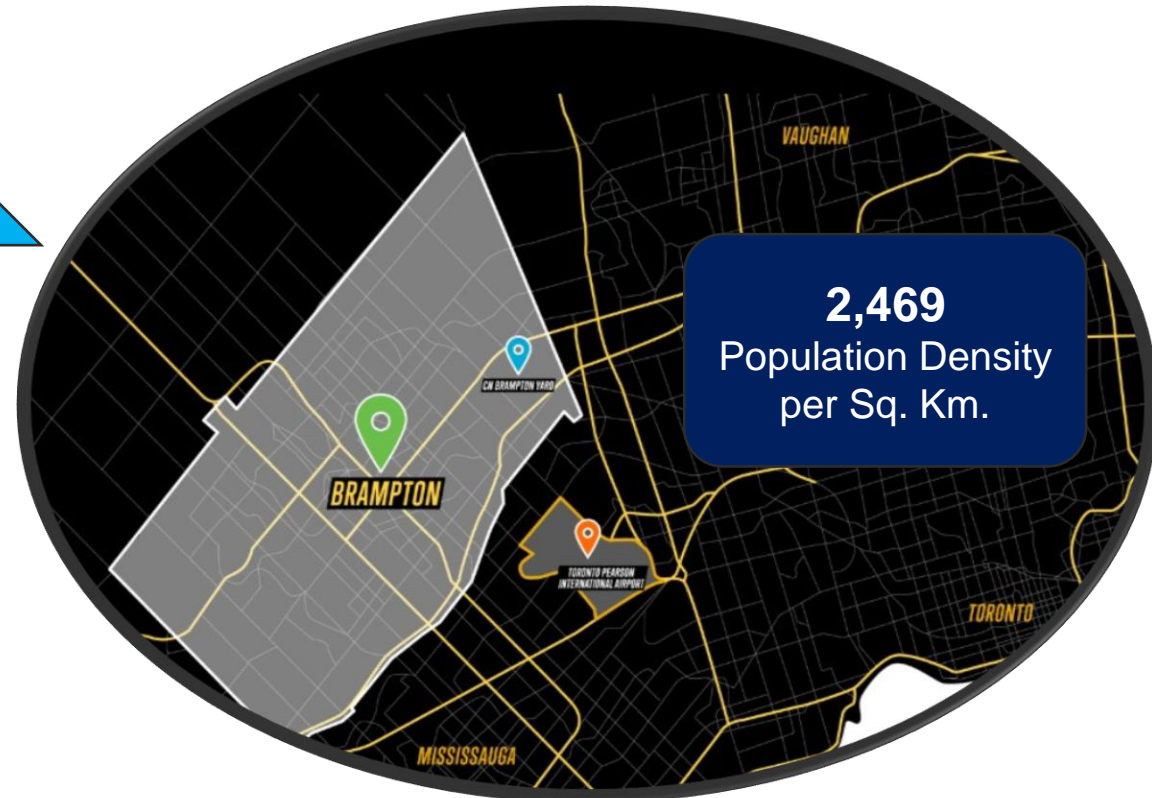
Brampton's population
increased by 62,842
since 2016.



182,472
Private Dwellings

9th Largest City
Ranked Nationally

10.6%
Population
Growth
(2016-2021)



Brampton Highlights



Brampton is the 9th largest city in Canada and 4th largest in Ontario.

The 2021 Census counted a total population of 656,480 in Brampton, an increase of 10.6% or 62,842 persons from the 2016 Census (see Table 1). This compares to the provincial average of 5.8% and the national average of 5.2%. Brampton had the highest growth rate among Canada's 25 largest cities. At 62,842 Brampton had the 4th largest net increase in population among Canada's largest cities.

Brampton's population density was about 2,469 persons per square kilometre in 2021, up over 10% from 2,229 reported in the 2016 Census (see Table 2). Brampton ranked 2nd in Ontario behind Toronto in terms of population density.

There were a total of 189,086 private dwellings in 2021, up 9% or 15,658 dwellings from the 2016 Census (see Table 3).



Table 1: Population Comparison, 2021 vs. 2016

	2021 Population	2016 Population	Growth Rate
Brampton	656,480	593,638	10.6%
Peel Region	1,451,022	1,381,739	5.0%
Ontario	14,223,942	13,448,494	5.8%
Canada	36,991,981	35,151,728	5.2%

Table 2: Population Density Comparison, 2021 vs. 2016

	2021 Persons/km ²	2016 Persons/km ²	Growth Rate
Brampton	2,469.00	2,228.70	10.8%
Peel Region	1,163.2	1,108.10	5.0%
Ontario	15.9	14.8	7.4%
Canada	4.2	3.9	7.7%

Table 3: Dwelling Count Comparison, 2021 vs. 2016

	2021 Dwelling Count	2016 Dwelling Count	Growth Rate
Brampton	189,086	173,428	9.0%
Peel Region	467,970	443,918	5.4%
Ontario	5,929,250	5,598,391	5.9%
Canada	16,284,235	15,412,443	5.7%

Brampton was the 9th largest city in Canada and 4th largest in Ontario!

With a population of 656,480, Brampton ranks 9th in Canada and 4th in Ontario. Brampton’s population ranking has not changed since 2016. Ontario is the most populated province in Canada.

	2021 Population	Share of Total Population
Brampton	656,480	100%
Peel Region	1,451,022	45.2%
Ontario	14,223,942	4.6%
Canada	36,991,981	1.8%

Brampton is the 2nd largest municipality in Peel Region and accounts for approximately 45% of the total population. This is an increased since the 2016 Census, where Brampton only accounted for 43% of Peel’s total population. The Region of Peel grew by 69,283 people between 2016 and 2021. This reflects gains of 62,842 people in Brampton and 10,079 people in Caledon and a loss of 3,638 people in Mississauga. Brampton is therefore the key contributor to growth in Peel Region.

Figure 1:
Top 10 Largest Municipalities in Canada

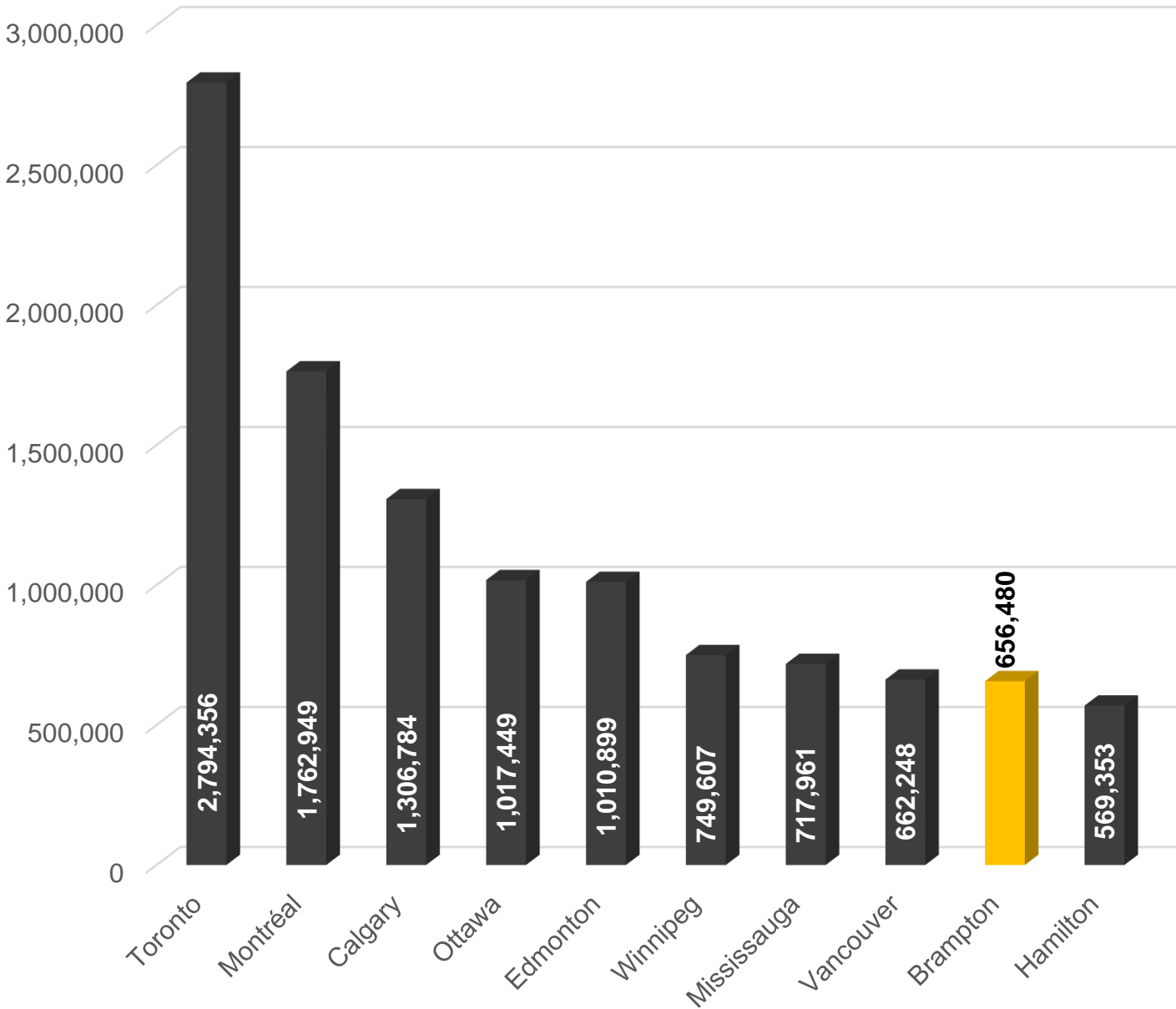
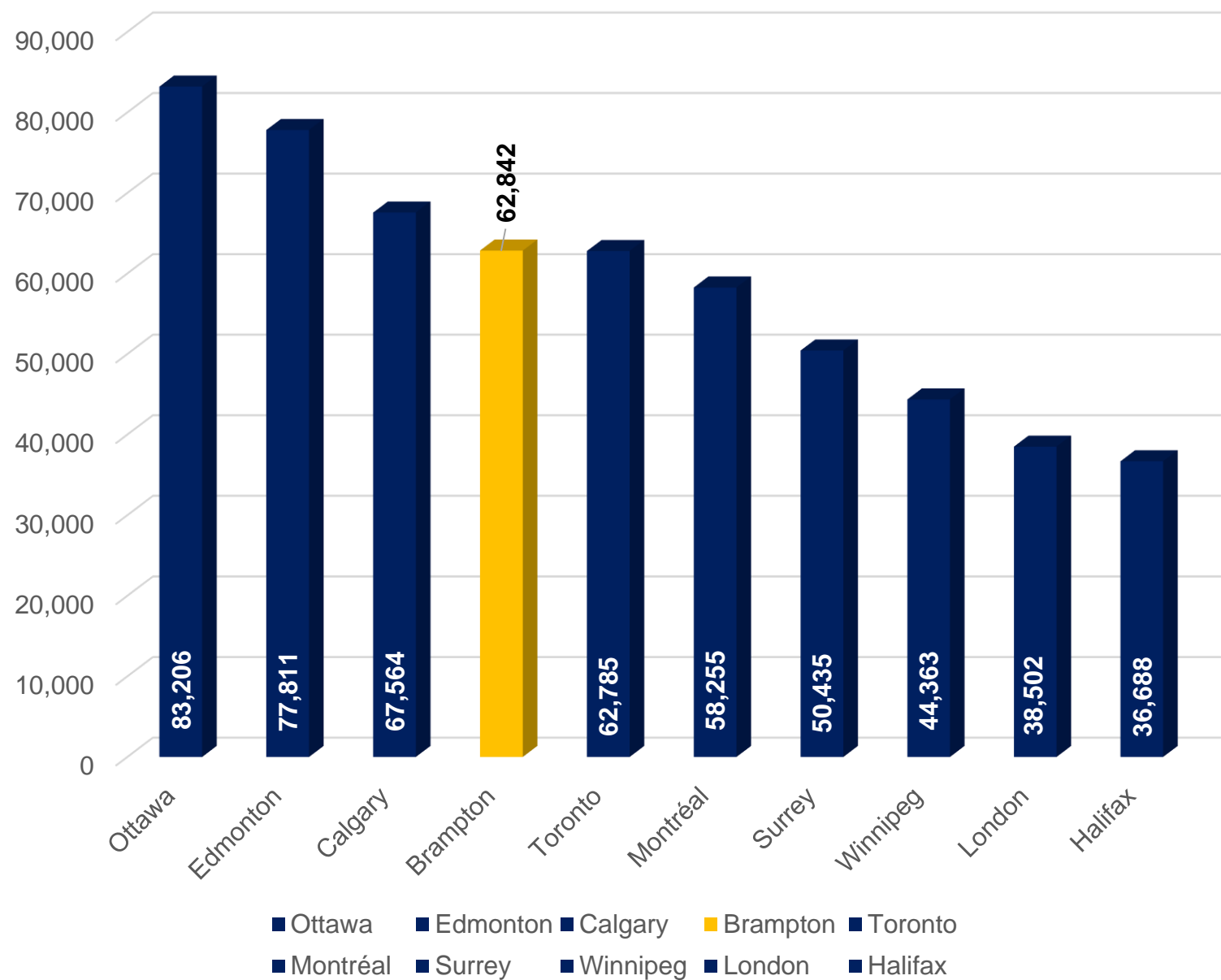


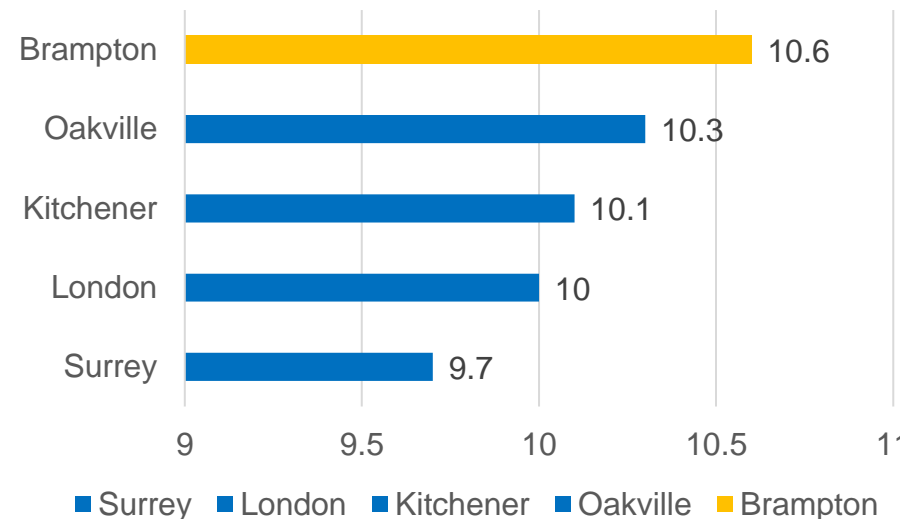
Figure 2: Canada's 10 Fastest Growing Communities (by Net Increase 2016 - 2021)



Brampton had the 4th Highest Population Growth in Canada based on total net increase in population.

With an average annual increase in population of 12,568.4 people over the 2016 – 2021 timeframe, Brampton recorded the fourth highest five-year net population increase among Canada's 10 fastest growing communities.

Top 5 Population Growth Rate % Within Canada's Largest Cities



Brampton ranks 1st in terms of growth rate amongst Canada's 25 most populated cities.

Source: Statistics Canada 2021 Census

Brampton population increased by 180% in the last 30 years.

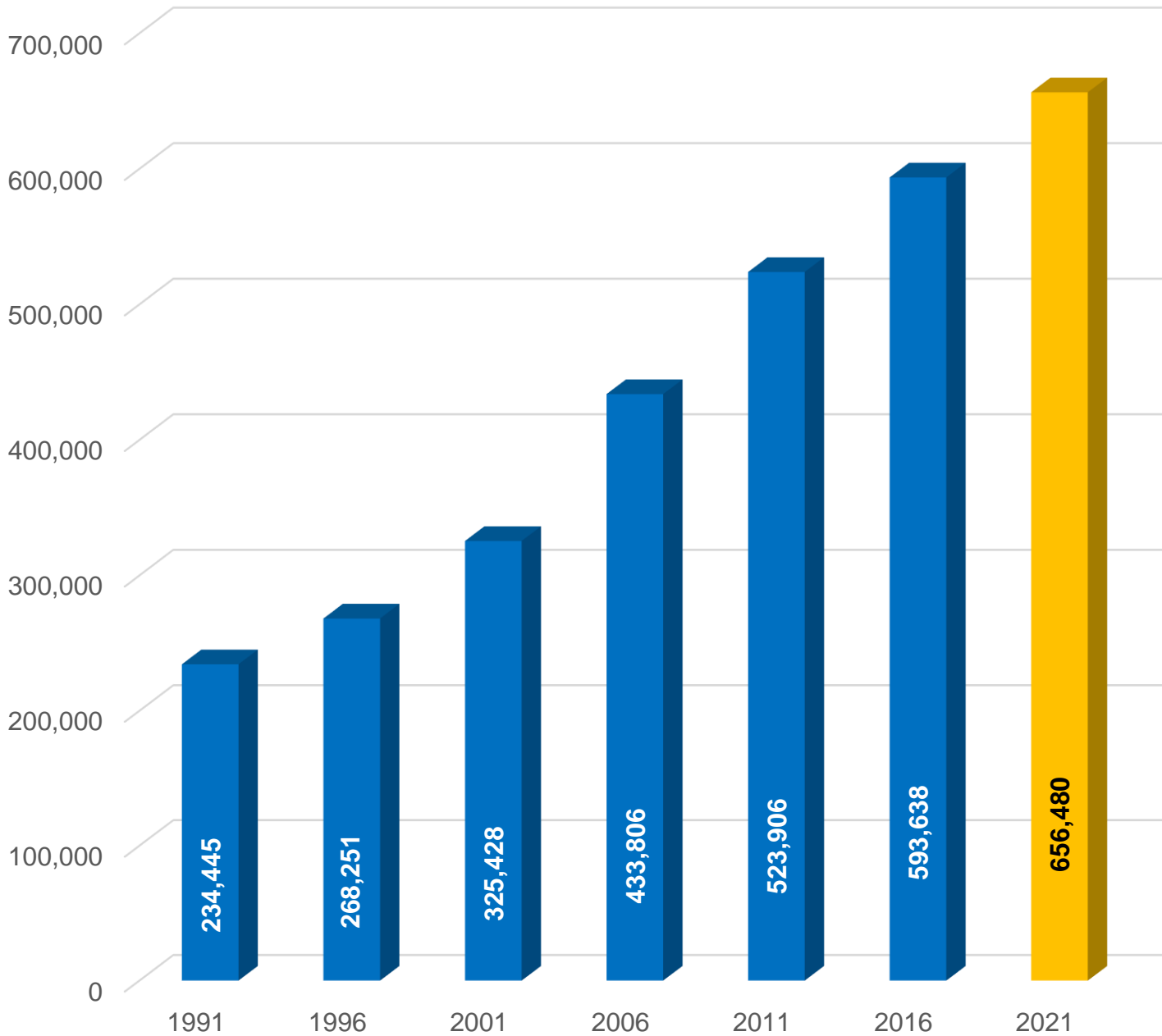
Brampton's population growth has been significant for the past 30 years and continues to be one of the fastest growing major cities in Canada.

Year	Net Increase in Population	Growth Rate
1991 – 2021 (30 years)	422,035	180%
2001 – 2021 (20 years)	330,998	102%
2011 – 2021 (10 years)	132,574	25%

Brampton's population increased by over 420,000 in the last 30 years. This equals to approximately 14,000 new residents per year or 39 people per day.



Figure 3: Brampton 30 Year Population Growth



Census Data Release Dates

The following table outlines the scheduled release dates of 2021 Census data by Statistics Canada. Also included is a brief description of each release. For more information about the 2021 Census visit Statistics Canada’s website www.statcan.ca.



Statistics
Canada

Statistique
Canada

Contact Information:

Tyson Ma

Market Information and Policy Analyst

City of Brampton

Planning, Building and Economic Development

E-mail: tyson.ma@brampton.ca

Release Dates	Topic
February 9, 2022	<ul style="list-style-type: none">Population and dwelling counts
April 27, 2022	<ul style="list-style-type: none">AgeSex at birth and genderType of dwelling
July 13, 2022	<ul style="list-style-type: none">Families, households, and marital statusCanadian military experienceIncome
August 17, 2022	<ul style="list-style-type: none">Language
September 21, 2022	<ul style="list-style-type: none">Indigenous peoplesHousing
October 26, 2022	<ul style="list-style-type: none">Immigration, place of birth, and citizenshipEthnocultural and religious diversityMobility and migration
November 30, 2022	<ul style="list-style-type: none">EducationLabourLanguage of workCommutingInstruction in the official minority language

Thank you!

