

# CENSUS BULLETIN #3

Families, households, marital status and  
language

July 13, 2022

## Bulletin Highlights:

- The average number of persons per household in Brampton was 3.6 in 2021 and the average number of children per census family is at 1.9.
- English remained the main language spoken at home in Brampton according to the 2021 Census. Punjabi and Gujarati were the second and third most spoken languages at home.
- The percentage of Brampton's population who only speak a non-official language most often at home is 33.8 % in 2021, an increase from 27.8% in 2016.

# BRAMPTON QUICK FACTS

95.13%

of Brampton's population spoke one or both of the official languages.

42.9%

identified English Language as their mother tongue.

311,710

identified a non-official language as their mother tongue.

English, Punjabi(Panjabi) and Gujarati are the top 3 mother tongue languages in Brampton.

Punjabi(Panjabi)

is the top non-official language spoken at home.

## Brampton Highlights

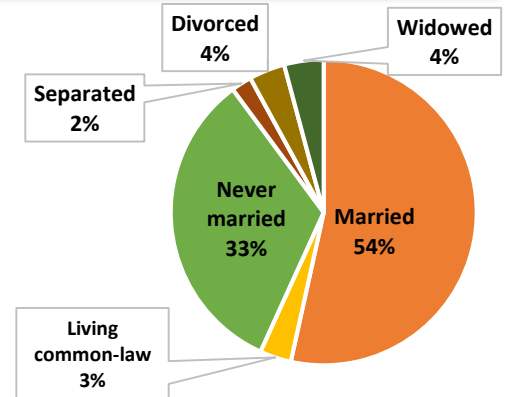
In 2021 Brampton had a total population of **656,480**, an increase of **10.6%** from the 2016 Census. Brampton had the highest growth rate among Canada's 25 largest cities, followed by Oakville and Kitchener. At **62,842** Brampton had the 4th largest net increase in population among Canada's largest cities. At **37.5**, Brampton had the lowest average age among Canada's largest cities.

## Figure 1: City of Brampton – Families, Households and Dwelling Characteristics

The 2021 Census counted **288,065** persons or **53.5%** of the population aged 15 and over (**538,820**) that were legally married (and not separated), up from **262,150** in 2016.

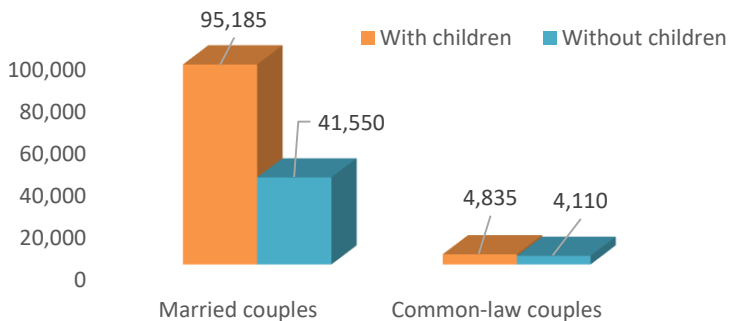
Single persons (never married) represented **33.1%**. Only **3.3%** of the population are common law couples.

In 2021, Brampton had **175,190** census families (which consist of a couple living together with or without children or a lone-parent living with at least one child). Almost three-quarters (**69.6%**) of Brampton's couples lived with children in 2021.



## Figure 2: City of Brampton – Families, Households and Dwelling Characteristics

### Married & Common-law couples, 2021

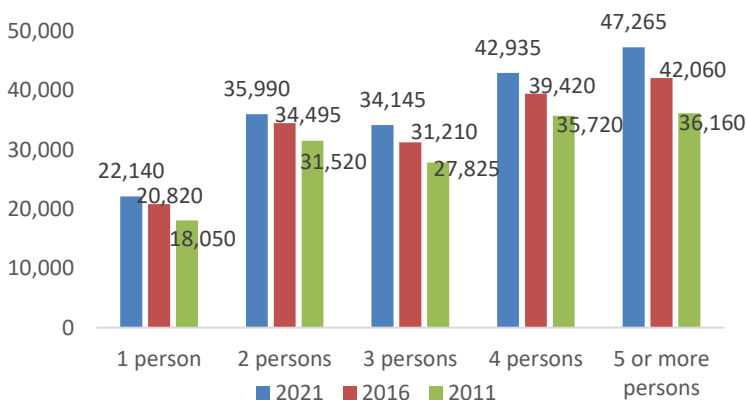


The 2021 Census counted **175,190** families in Brampton, an increase of **6.48%** from 2016.

There were **100,020** families (married & common-law couples) with children at home and **45,660** without children at home. According to the 2021 Census, **68.7%** of married and common-law couples had children and **31.3%** are without children.

## Figure 3: City of Brampton – Families, Households and Dwelling Characteristics

### Total number of private households by household size



Between 2016 and 2021, the number of private households in Brampton increased by 14,465 units to a total of 182,475.

The average number of persons in private households was 3.6.

**Table 1: Number of Families Top 15 Municipalities by Population**

Municipality	Population 2021	Population density per square kilometre	Average household size	*Multiple-family households
Toronto	2,794,356	4,427.80	2.4	733,225
Montréal	1,762,949	4,833.50	2.1	428,615
Calgary	1,306,784	1,592.40	2.6	356,225
Ottawa	1,017,449	364.9	2.5	275,395
Edmonton	1,010,899	1,320.40	2.5	266,155
Winnipeg	749,607	1,623.30	2.5	199,010
Mississauga	717,961	2,452.50	2.9	200,800
Vancouver	662,248	5,749.90	2.1	168,660
Brampton	656,480	2,469.00	3.6	175,190
Hamilton	569,353	509.1	2.5	157,120
Surrey	568,322	1,797.90	3.0	155,155
Québec	549,459	1,214.80	2.0	145,765
Halifax	439,819	80.3	2.3	122,865
Laval	438,366	1,781.0	2.5	120,530
London	422,324	1,004.30	2.4	112,760

\*Multiple-family household refers to a household in which two or more census families (with or without additional persons) occupy the same private dwelling. Family households may also be divided based on the presence of persons not in a census family.

In 2021 Census, from the Top 15 Municipalities, Brampton had the highest Average household size of 3.6.

## Brampton Highlights

In 2021 Brampton had a total population of **656,480**, an increase of **10.6%** from the 2016 Census. Brampton had the highest growth rate among Canada's 25 largest cities. The 2021 Census counted **288,065** persons or **53.5%** of the population aged 15 and over (**538,820**) that were legally married (and not separated), up from **262,150** in 2016. The 2021 Census counted **175,190** families in Brampton, an increase of **6.5%** from 2016.

According to the 2021 Census, 46.97 per cent (279,415) of the respondents reported English as their mother tongue, compared to 50.80 % (284,920) in 2016. (Single responses)

Close to 0.64 per cent (3,810) of the respondents claimed French as their mother tongue, lower than 0.79 per cent (4,430) in 2016. (Single responses)

An increasing number of respondents reported a non-official language in Brampton as their mother tongue. The 2021 Census revealed that 52.39 per cent (311,710) of respondents first spoke a language other than English or French, up from 48.41 per cent (271,545) in 2016. (Single responses)

Population by Mother Tongue, 2021  
(Single Responses)

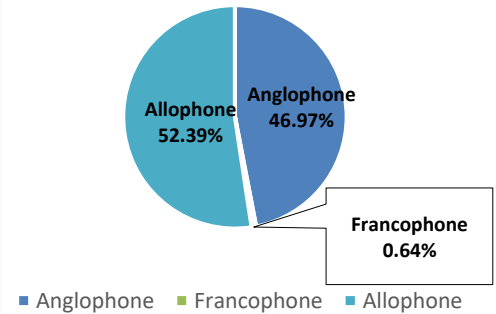
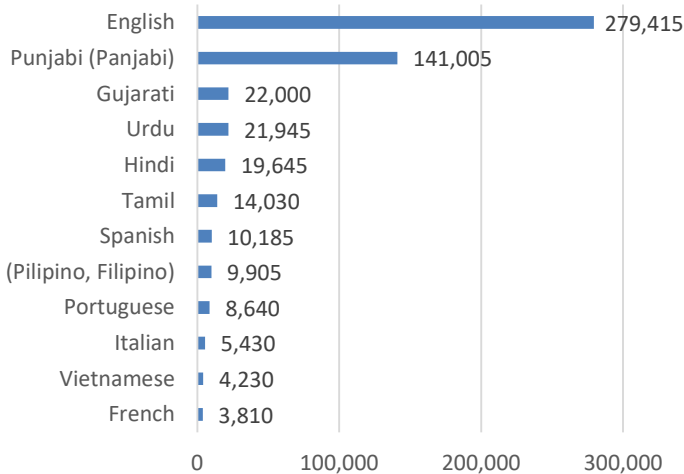


Figure 4: City of Brampton – Language Composition - Mother Tongue

Mother Tongue in Brampton, 2021



The allophone population (those with a non-official language as mother tongue) experienced a 14.79 per cent increase over the 2016 Census. The number of allophones increased by 38.5 per cent since the 2011 Census. Allophones represent a significant proportion of population growth in Brampton.

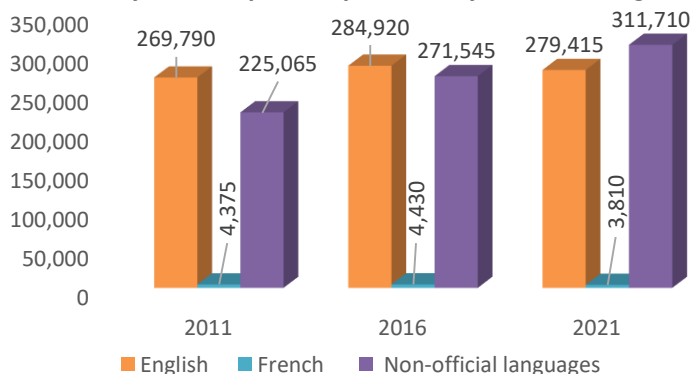
The 2021 Census showed that 141,005 individuals reported Punjabi as mother tongue, accounting for 23.7 per cent of the total population an increase of 30,290 people in comparison to 2016.

Punjabi remained the leading non-official language in Brampton followed by Gujarati and Urdu.

Gujarati, saw the largest increase, growing by 31.34 per cent since the last census in 2016. English and French slightly declined by -1.93% and -14% respectively.

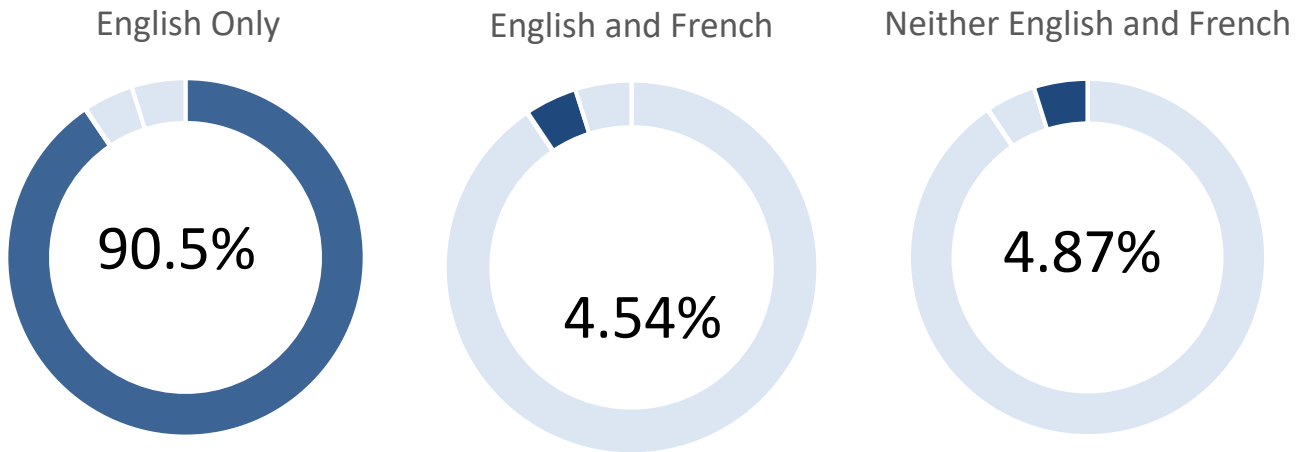
The top three non-official mother tongues (Punjabi, Gujarati and Urdu) accounted for about 59.33 per cent of the allophone population in Brampton.

City of Brampton Population by Mother Tongue



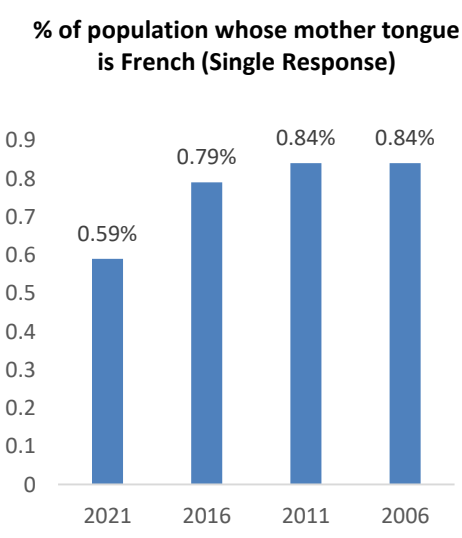
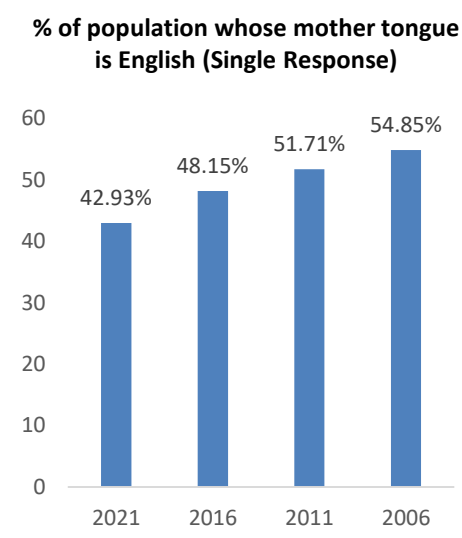
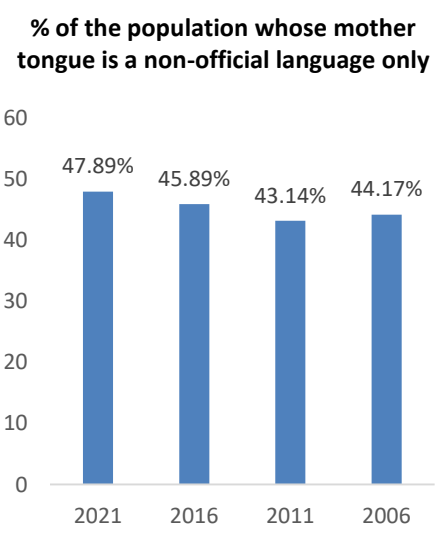
## Figure 5: Knowledge of Official Language

According to the 2021 census, 90.5% of Brampton's population spoke English only and less than 1% (440) spoke French only.



### Table 2: Brampton's Top Languages Spoken Most Often At Home

Language spoken most often at home	Population	% of population
Brampton (Total)	650,820	100.00%
English	357,675	54.96%
Punjabi (Panjabi)	114,145	17.54%
Gujarati	16,195	2.49%
Urdu	15,405	2.37%
Hindi	13,560	2.08%
Tamil	10,790	1.66%
Spanish	5,940	0.91%
Tagalog (Pilipino, Filipino)	5,505	0.85%
Portuguese	3,710	0.57%
Vietnamese	3,055	0.47%
Malayalam	2,500	0.38%



Source: Statistics Canada, 2021 Census of Population  
 Compiled by the Brampton Economic Development Office, October 2022  
 For more information from the 2021 Census visit [www.statcan.gc.ca](http://www.statcan.gc.ca)



### **Knowledge of Official Languages**

Knowledge of official languages refers to whether the person can conduct a conversation in English only, French only, in both languages or in neither language. For a child who has not yet learned to speak, this includes languages that the child is learning to speak at home.

### **Mother tongue**

Mother tongue refers to the first language learned at home in childhood and still understood by the person at the time the data was collected. If the person no longer understands the first language learned, the mother tongue is the second language learned. For a person who learned more than one language at the same time in early childhood, the mother tongue is the language this person spoke most often at home before starting school. The person has more than one mother tongue only if they learned these languages at the same time, and still understands them. For a child who has not yet learned to speak, the mother tongue is the language spoken most often to this child at home. A child who has not yet learned to speak has more than one mother tongue only if these languages are spoken to them equally often so that the child learns these languages at the same time.

n.i.e. = not included elsewhere

n.o.s. = not otherwise specified

For more information on language variables, including information on their classifications, the questions from which they are derived, data quality and their comparability with other sources of data, please refer to the [Languages Reference Guide, Census of Population, 2021](#)

### **First official language spoken**

First official language spoken is specified within the framework of the Official Languages Act. It refers to the first official language (i.e., English or French) spoken by the person.

### **Language spoken most often at home**

Language spoken most often at home refers to the language the person speaks most often at home at the time of data collection. A person can report more than one language as 'spoken most often at home' if the languages are spoken equally often.

### **Single responses**

A single response occurs when a respondent provides one mother tongue only.

### **Anglophone**

The population with the English language as mother tongue

### **Francophone**

The population with the French language as mother tongue

### **Allophone**

The population with a non-official language as mother tongue

## Census Data Release Dates

The following table outlines the scheduled release dates of 2021 Census data by Statistics Canada. Also included is a brief description of each release. For more information about the 2021 Census visit Statistics Canada's website [www.statcan.ca](http://www.statcan.ca).

	Release date	Release topic
✓	February 9, 2022	<ul style="list-style-type: none"> <li>Population and dwelling counts</li> </ul>
✓	April 27, 2022	<ul style="list-style-type: none"> <li>Age</li> <li>Sex at birth and gender</li> <li>Type of dwelling</li> </ul>
	July 13, 2022	<ul style="list-style-type: none"> <li>Families, households, and marital status</li> <li>Canadian military experience</li> <li>Income</li> </ul>
✓	August 17, 2022	<ul style="list-style-type: none"> <li>Language</li> </ul>
	September 21, 2022	<ul style="list-style-type: none"> <li>Indigenous people</li> <li>Housing</li> </ul>
✓	October 26, 2022	<ul style="list-style-type: none"> <li>Immigration, place of birth, and citizenship</li> <li>Ethnocultural and religious</li> <li>Diversity</li> <li>Mobility and migration</li> </ul>
	November 30, 2022	<ul style="list-style-type: none"> <li>Education</li> <li>Labour</li> <li>Language of work</li> <li>Commuting</li> <li>Instruction in the official minority Language</li> </ul>

## Contact Information

This document was prepared by the City of Brampton's Economic Development Division.  
For more information about the 2021 Census please contact:

**Paul Aldunate**  
Expeditor  
City of Brampton Economic Development Office  
Tel. 905-874-2435  
Web <https://investbrampton.ca/locate-here/research-data/>  
E-mail [paul.aldunate@brampton.ca](mailto:paul.aldunate@brampton.ca)

**Risikat Hameed**  
Analyst, Investment Services  
City of Brampton Economic Development Office  
Tel. 437-776-7499  
Web <https://investbrampton.ca/locate-here/research-data/>  
E-mail [Risikat.hameed@brampton.ca](mailto:Risikat.hameed@brampton.ca)



@BramptonEcoDev



Brampton Economic Development



**BRAMPTON**  
Flower City