

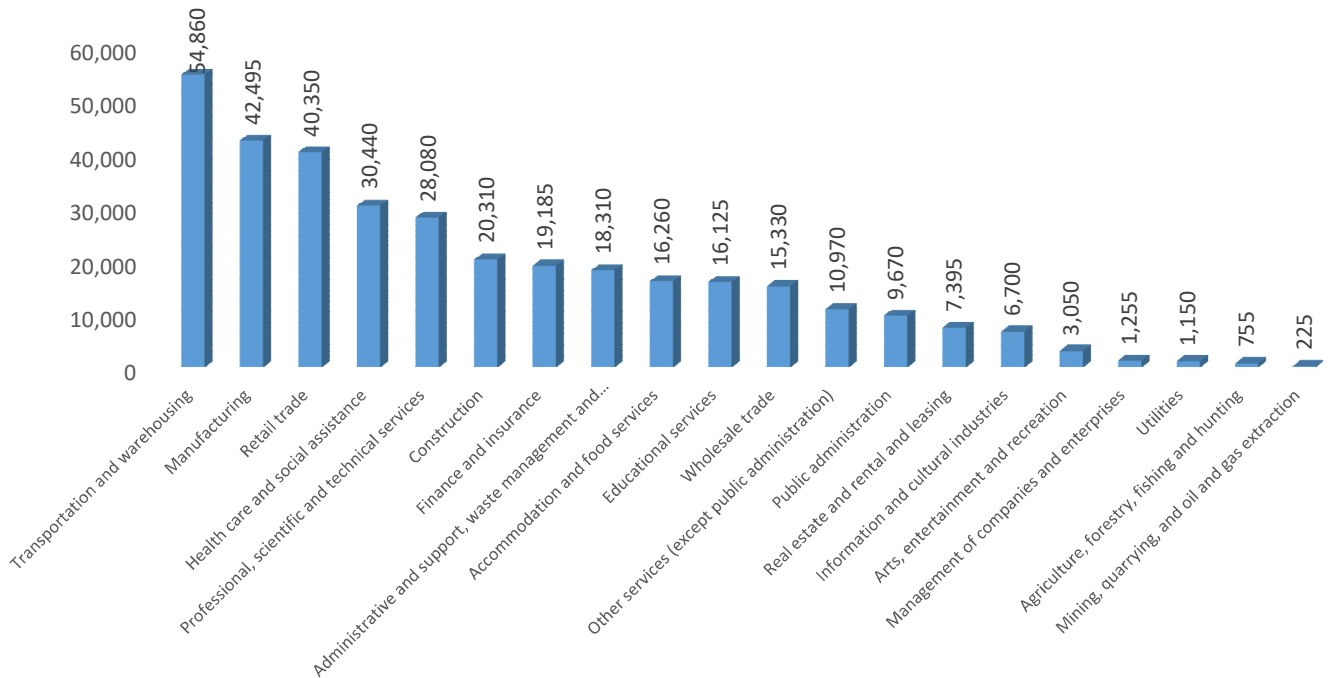
CENSUS BULLETIN #6

Education, Labour and Journey to Work November 30, 2022

Bulletin Highlights:

- Brampton's labour force grew from 319,620 in 2016 to 355,755 in 2021. 308,360 people were employed.
- 15.3 percent of all total employed workers were self-employed in 2021.
- 22% of the workforce worked from home.
- The Transportation and Warehousing industry accounted for the largest segment of Brampton employed labour force with 54,860 workers.
- At 10.3 percent, public transit use was the second most popular mode of transportation to work in 2021.
- For people that commute to a usual place of work, only 77,185 work in Brampton. 111,865 people leave the City of Brampton to work.
- 30.3 percent of Brampton's population aged 15 and over held Bachelor's degree or higher. This includes Bachelor's degree, University certificate or diploma above bachelor level, Degree in medicine, dentistry, veterinary medicine or optometry, Master's degree and Doctorate.

Labour Force by Industry in Brampton(2021)

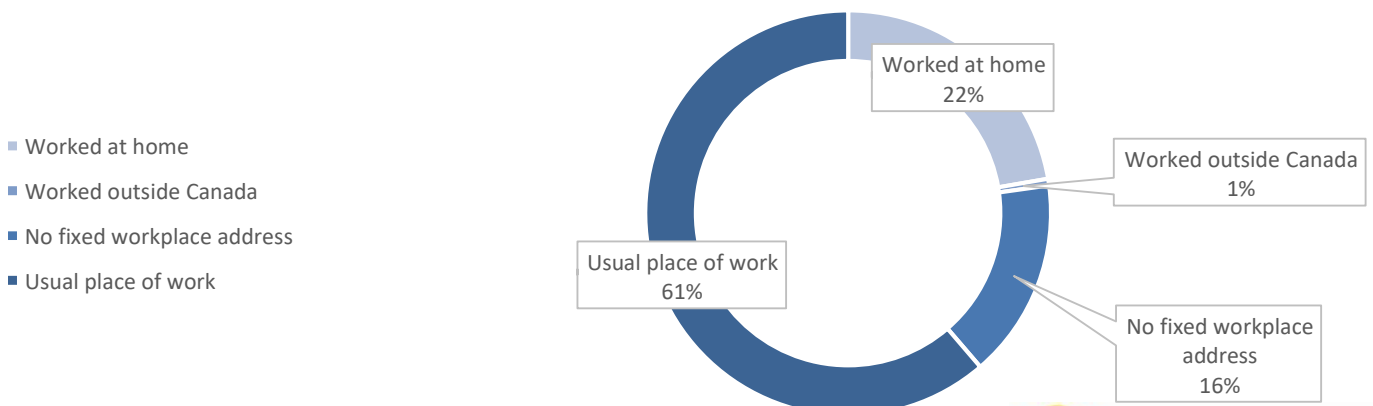


Industry categories are based on the North American Industry Classification System (NAICS). The largest industry in Brampton is Transportation and Warehousing followed by Manufacturing and Retail Trade. In 2016, Manufacturing Industry was the largest industry based on employment.

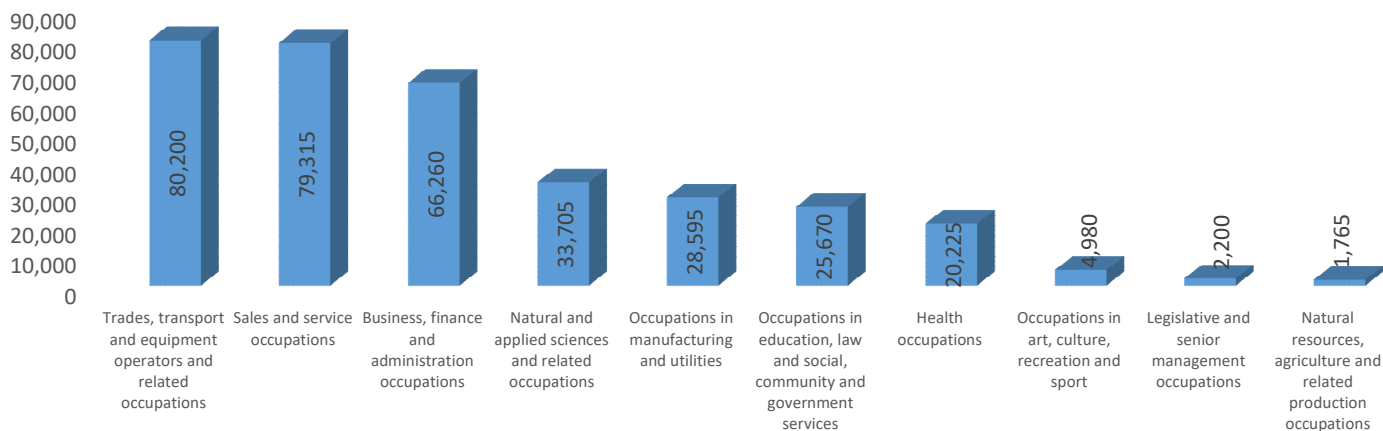
 **355,755**
Population in the Labour Force

 **308,360**
Employment rate is 57.9% for the total population

Place of Work

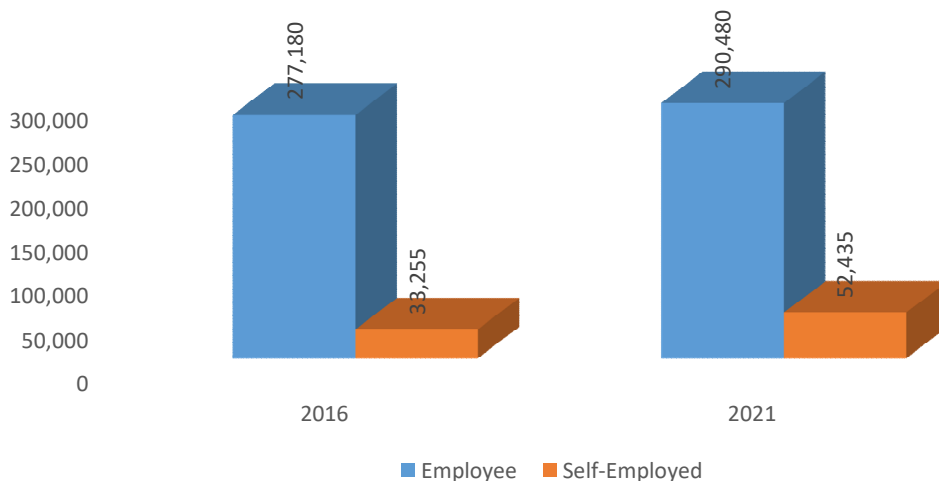


Labour Force by Occupation



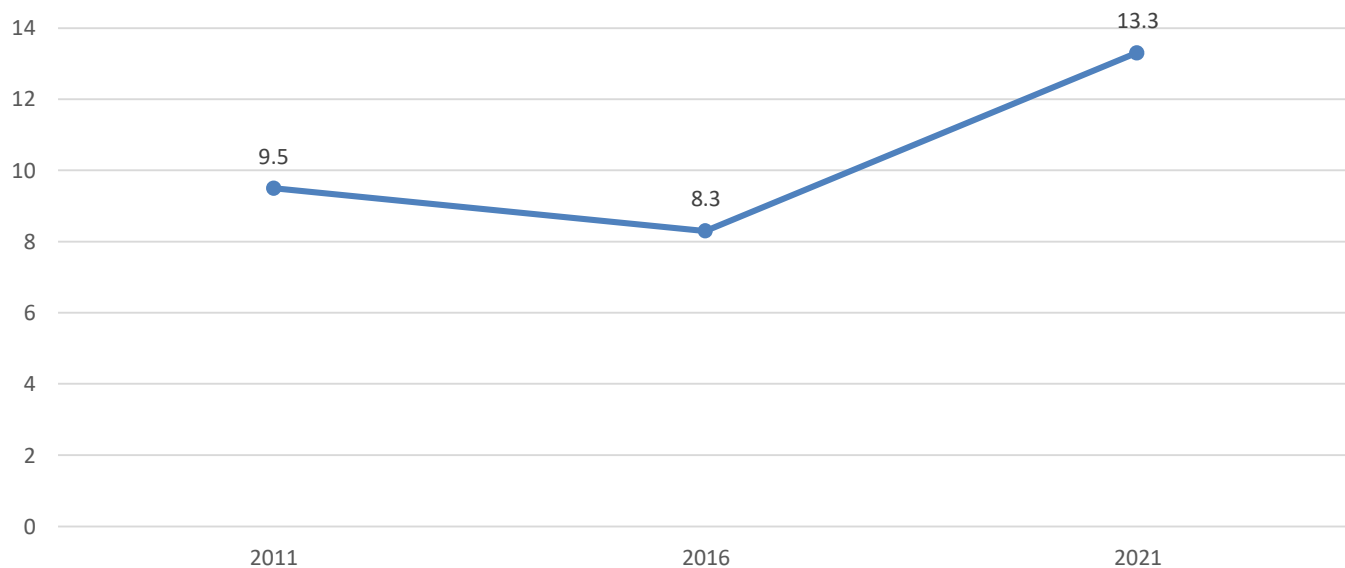
Occupation categories are based on the National Occupational Classification (NOC) 2021. Occupation is defined by Statistics Canada as the kind of work performed by persons aged 15 years and over. For Brampton's labour force, the largest occupation is Trades, transport and equipment operators and related occupations, followed closely by Sales and service occupations and the third largest is Business, finance and administration occupations.

Labour Force by Class of Workers

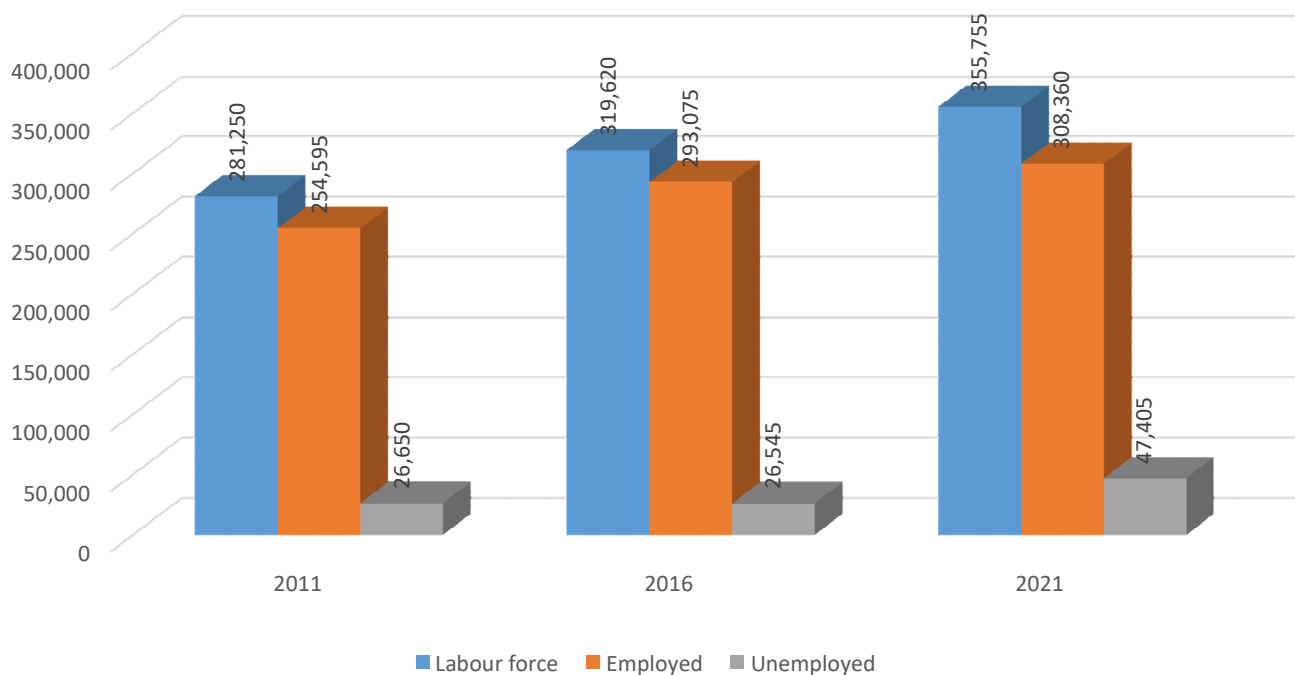


The 2021 Census counted 290,480 employees in Brampton's Labour force, a 4.8% increase from 2016. Self-employed is used to refer to persons aged 15 years and over with or without an incorporated business and with or without paid help according to Statistics Canada. In 2021, total Self-employed workers are 52,435, a 57.7% increase from 2016 census.

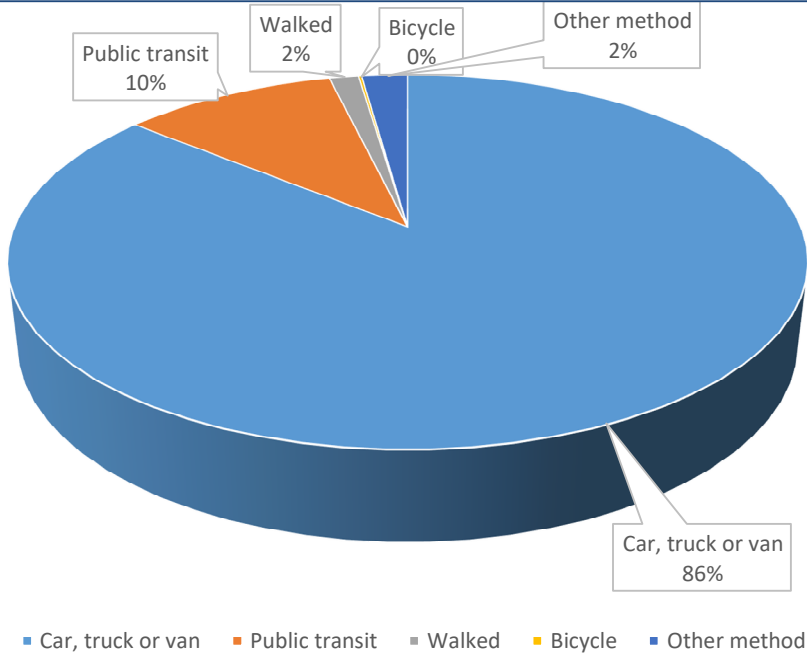
Unemployment rate over the years



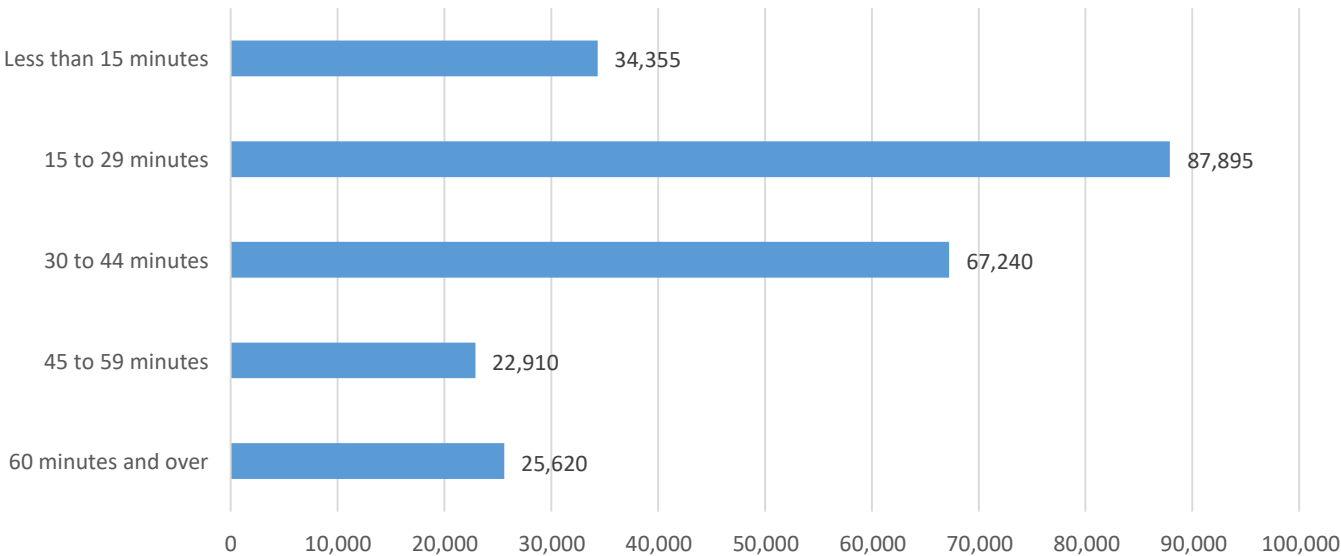
Labour force Distribution, Employed/Unemployed



Main mode of commuting in 2021

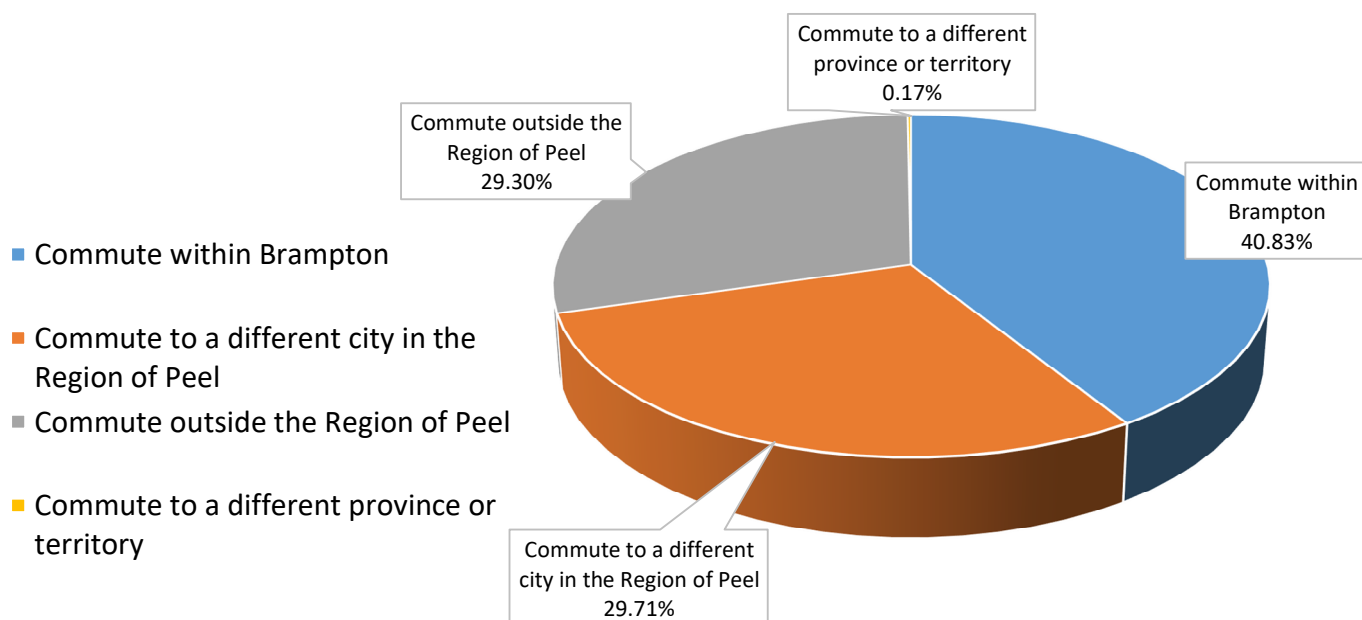


Commuting Duration



37% of the employed labour force spend between 15-29 minutes commuting to work. 11% spend over an hour .

Commuting Destination

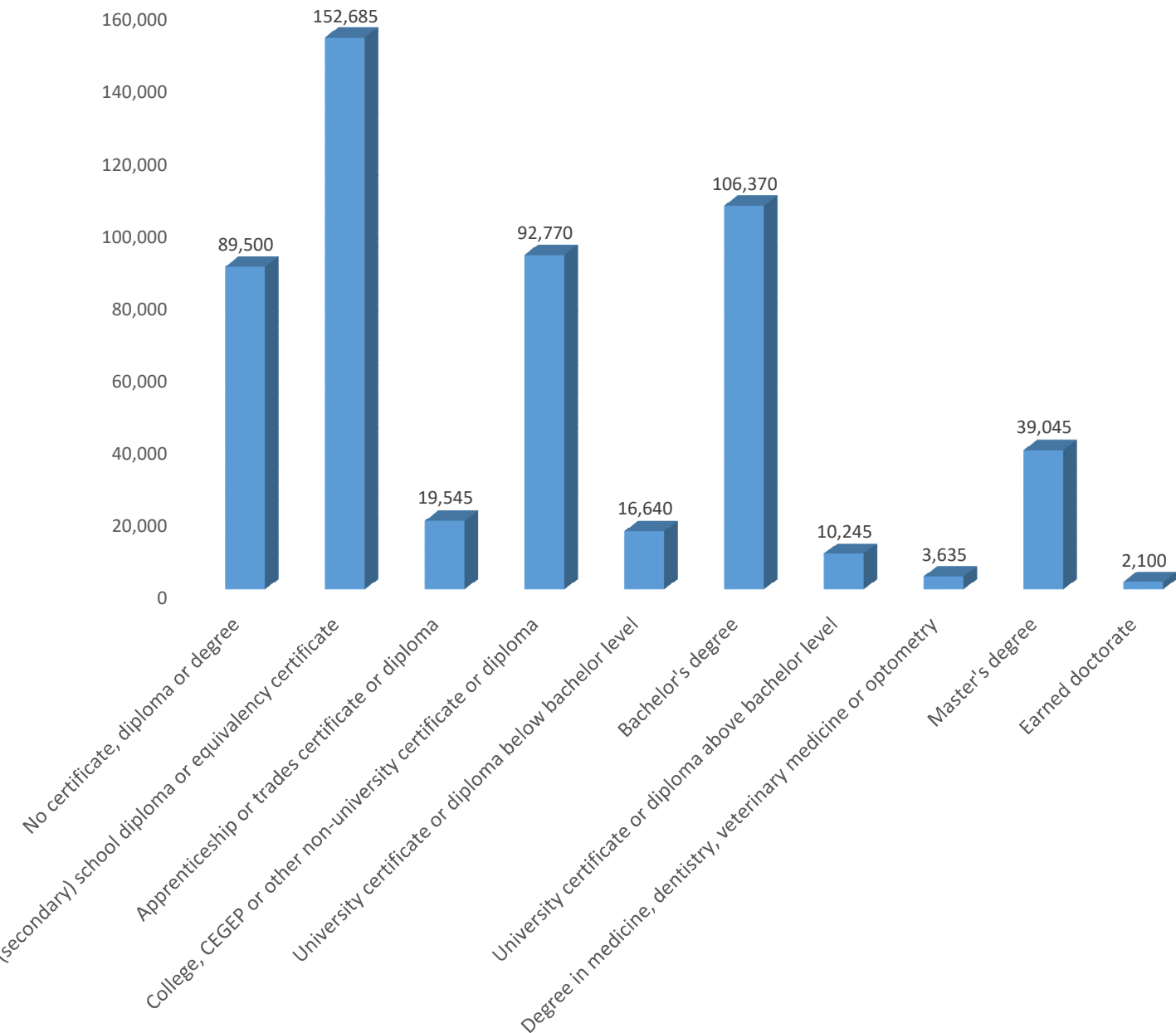


		% of Total
Commute within Brampton	77,185	40.83%
Commute to a different city in the Region of Peel	56,160	29.71%
Commute outside the Region of Peel	55,390	29.30%
Commute to a different province or territory	315	0.17%
Total	189,045	

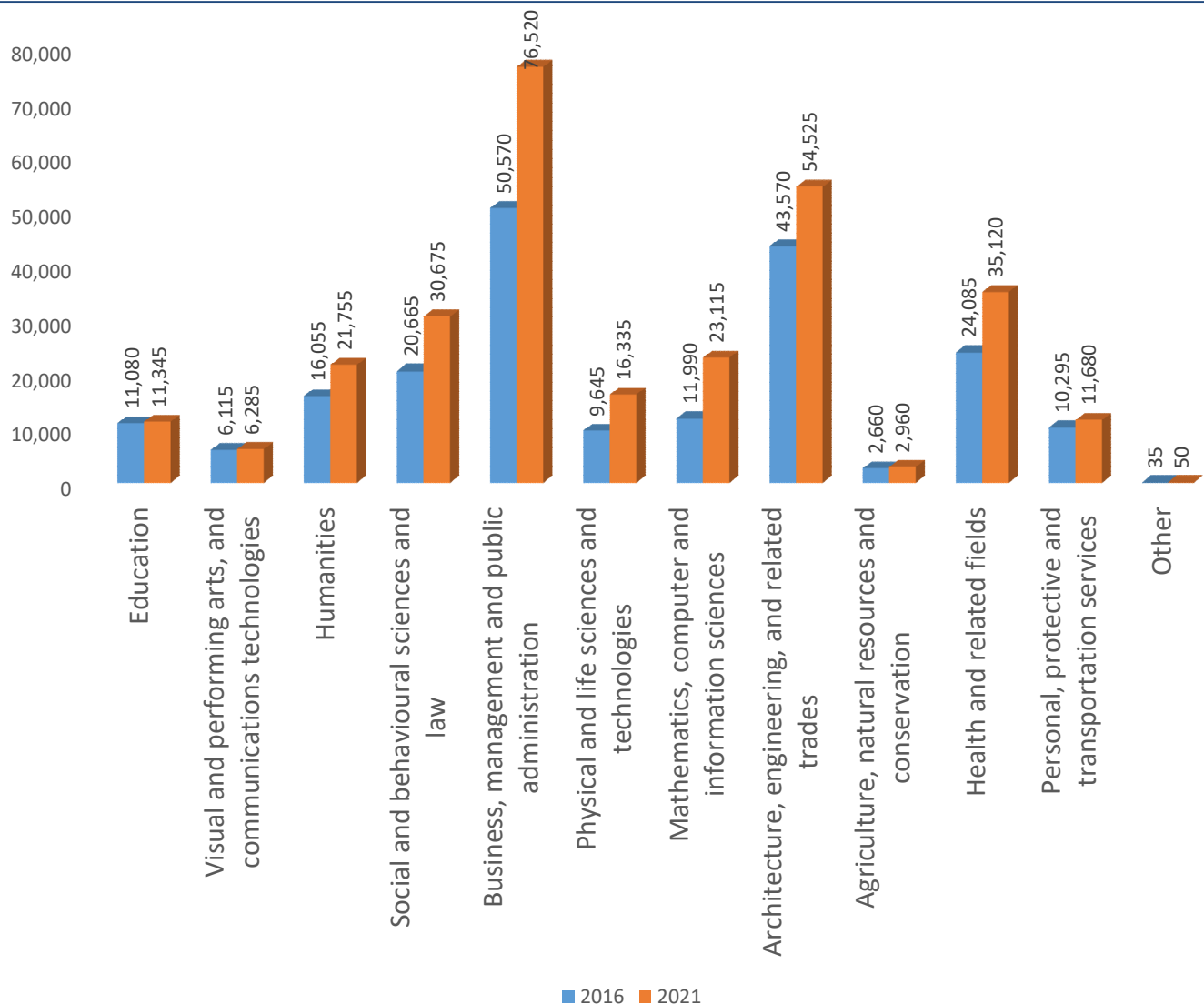
For people that commute to a usual place of work, only 77,185 work in Brampton.

111,865 people leave the City of Brampton to work.

Population Distribution aged 15 and over by Highest Certificate, Degree or Diploma



Population Distribution aged 15 and over by Major field of study



Mathematics, computer and information sciences increased by 92.79% .

Physical and life sciences and technologies increased by 69.36% .

Table showing % increase in Major Field of Study 2016/2021

	2016	2021	% increase
Education	11,080	11,345	2.39%
Visual and performing arts, and communications technologies	6,115	6,285	2.78%
Humanities	16,055	21,755	35.50%
Social and behavioural sciences and law	20,665	30,675	48.44%
Business, management and public administration	50,570	76,520	51.32%
Physical and life sciences and technologies	9,645	16,335	69.36%
Mathematics, computer and information sciences	11,990	23,115	92.79%
Architecture, engineering, and related trades	43,570	54,525	25.14%
Agriculture, natural resources and conservation	2,660	2,960	11.28%
Health and related fields	24,085	35,120	45.82%
Personal, protective and transportation services	10,295	11,680	13.45%
Other	35	50	42.86%

Glossary

Labour force status: Refers to whether a person aged 15 years and over was employed, unemployed or not in the labour force during the week of Sunday, May 2 to Saturday, May 8, 2021. For information on the comparability of the 2021 Census labour force status data with those of the Labour Force Survey, see [Appendix 2.11 of the Dictionary, Census of Population, 2021](#).

Class of worker including job permanency refers to whether a person is a paid employee or is self-employed. Employees' positions are further classified as either permanent or temporary.

Labour Force by Occupation: Refers to the kind of work performed by persons aged 15 years and over as determined by their kind of work and the description of the main activities in their job. The occupation data are produced according to the National Occupational Classification [NOC] 2021 Version 1.0.

Labour force by industry: Refers to the general nature of the business carried out in the establishment where the person worked. The industry data are produced according to the North American Industry Classification System (NAICS) Canada 2017 Version 3.0.

Main mode of transportation: refers to the main mode of transportation a person uses to travel to their place of work. The census assumes that the commute to work originates from the usual place of residence, but this may not always be the case. Sometimes, respondents may be on a business trip and may have reported their place of work or main mode of commuting based on where they were working during the trip. Some persons maintain a residence close to work and commute to their home on weekends. Students often work after school at a location near their school. As a result, the data may show unusual commutes or unusual main modes of commuting.

Commuting duration: refers to the length of time, in minutes, usually required by a person to travel to their place of work.

Major field of study This variable shows the 'Variant of CIP 2021 - Alternative primary groupings,' with the hierarchy of the primary groupings and two-digit series. When a primary grouping contains more than one subseries from series '30. Multidisciplinary/interdisciplinary studies,' these subseries are grouped together. An exception is made for '30.01 Biological and physical sciences' due to its large size. For more information on the CIP classification, see the [Classification of Instructional Programs, Canada, 2021](#)

Level of attainment (Highest certificate, diploma or degree) refers to the highest level of education that a person has successfully completed and is derived from the educational qualifications questions, which asked for all certificates, diplomas and degrees to be reported.

Census Data Release Dates

The following table outlines the scheduled release dates of 2021 Census data by Statistics Canada. Also included is a brief description of each release. For more information about the 2021 Census visit Statistics Canada's website www.statcan.ca.

	Release date	Release topic
✓	February 9, 2022	<ul style="list-style-type: none"> Population and dwelling counts
✓	April 27, 2022	<ul style="list-style-type: none"> Age Sex at birth and gender Type of dwelling
✓	July 13, 2022	<ul style="list-style-type: none"> Families, households, and marital status Canadian military experience Income
	August 17, 2022	<ul style="list-style-type: none"> Language
	September 21, 2022	<ul style="list-style-type: none"> Indigenous people Housing
	October 26, 2022	<ul style="list-style-type: none"> Immigration, place of birth, and citizenship Ethnocultural and religious Diversity Mobility and migration
✓	November 30, 2022	<ul style="list-style-type: none"> Education Labour Commuting

Contact Information

This document was prepared by the City of Brampton's Economic Development Division.
For more information about the 2021 Census please contact:

Paul Aldunate
Expeditor
City of Brampton Economic Development Office
Tel. 905-874-2435
Web <https://investbrampton.ca/locate-here/research-data/>
E-mail paul.aldunate@brampton.ca

Risikat Hameed
Analyst, Investment Services
City of Brampton Economic Development Office
Tel. 437-776-7499
Web <https://investbrampton.ca/locate-here/research-data/>
E-mail Risikat.hameed@brampton.ca



@BramptonEcoDev



Brampton Economic Development



BRAMPTON
Flower City