

CENSUS BULLETIN #2

Age, Sex and Type of Dwelling

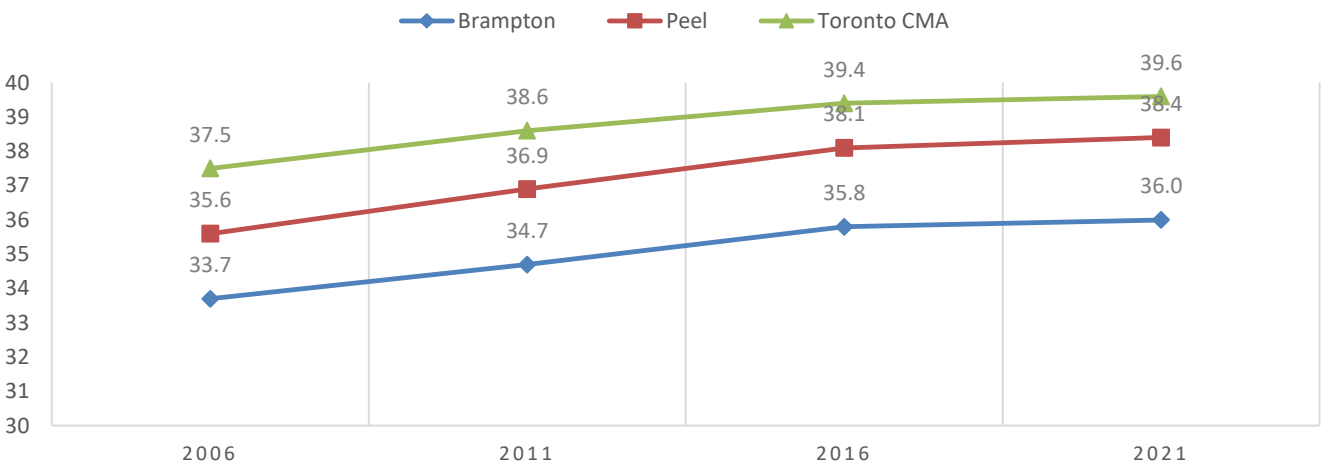
April 27, 2022

Bulletin Highlights:

- Brampton's 2021 average Age: 37.5 (lowest average age of Canada's largest cities).
- Brampton's gender split was 49.99% male and 50.01% female.
- 24.46% of Brampton's population was 19 years and younger and 12.46% of the population was 65 years and older.
- Working population(15-64 years) is 69.6% of total population.

AGE, SEX AND TYPE OF DWELLING BRAMPTON

Figure 1: Median Age Over Time

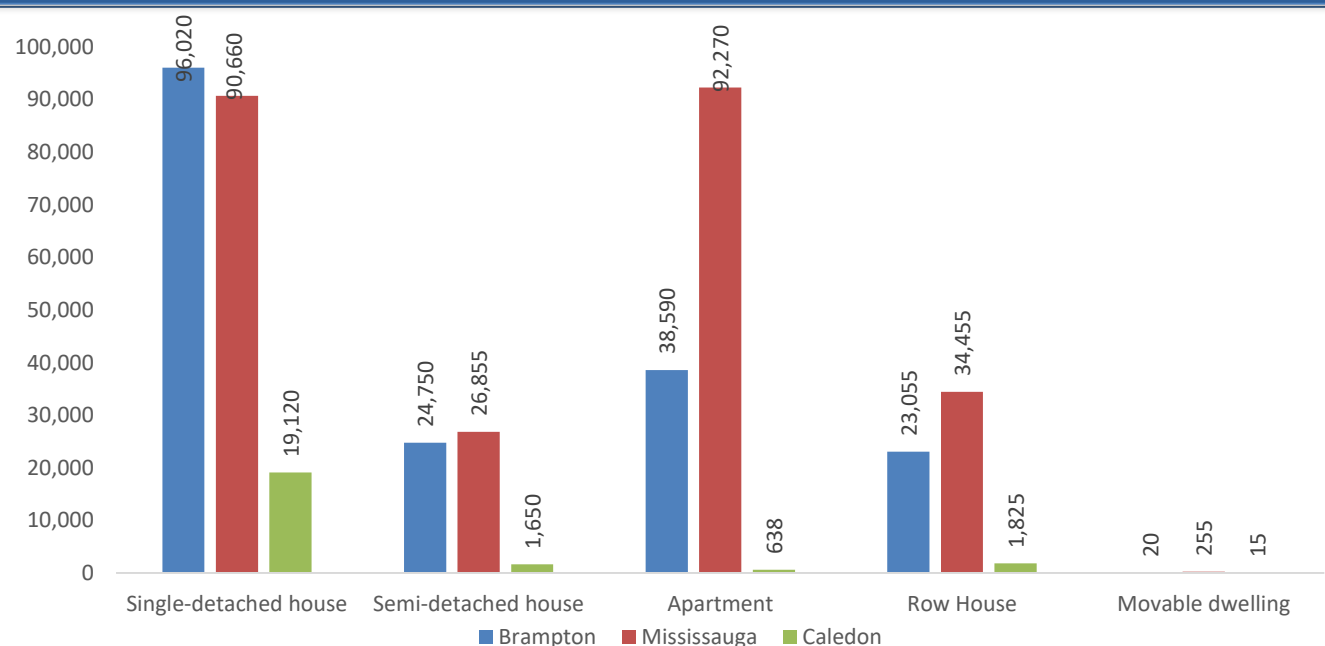


AVERAGE VALUE OF DWELLINGS OCCUPIED PRIVATE DWELLINGS

\$967,000 ▲ 69.5% increase

182,475 ▲ 8.6% increase

Figure 2: Type of Dwelling Distribution in the Region of Peel



Brampton Highlights

In 2021 Brampton had a total population of 656,480, an increase of 10.6% from the 2016. Brampton ranked 1st in population growth between 2016 and 2021 among the 25 largest municipalities.

Average Age

Brampton was one of the youngest communities in the Toronto Census Metropolitan Area (Toronto CMA) and the lowest average age amongst Canada's largest cities at the age of 37.5.

Toronto CMA's average age was 40.7 years, younger than the provincial average age of 41.8 and the national median age of 41.6.

Age Distribution

In 2021, the **pre-school** population aged 4 and under accounted for 5.45% of Brampton's total population.

Representing 50.3% of Peel Region's pre-school population.

Figure 3: City of Brampton - Age Distribution

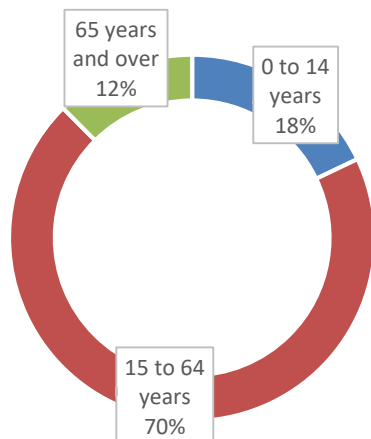


Figure 4: Canada - Age Distribution

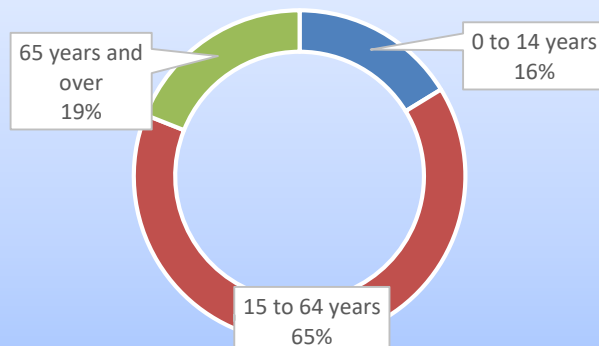
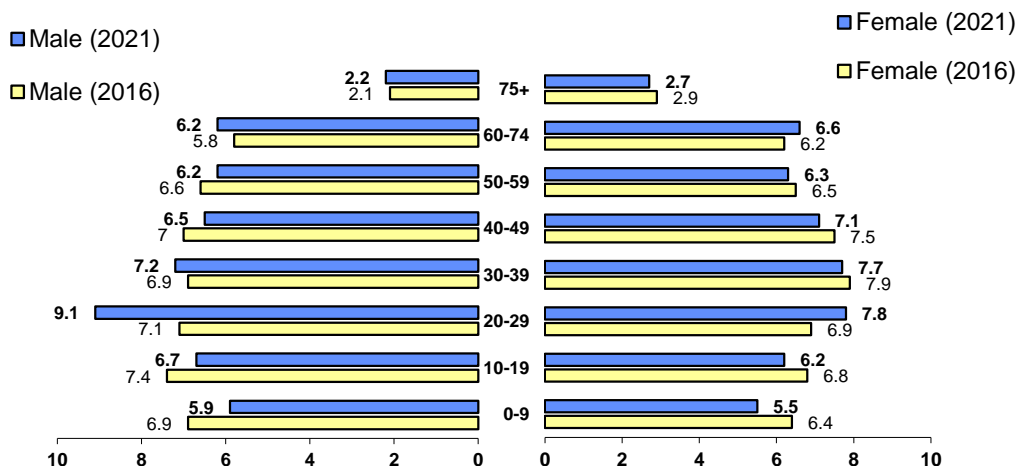


Table 1: City of Brampton - Age and Sex Distribution

Age	2021 Population			% Change 2016-2021		
	Male	Female	Total	Male	Female	Total
0-9	38,945	36,410	75,355	-5.02%	-4.69%	-4.85%
10 -19	44,180	41,015	85,195	0.98%	2.26%	1.59%
20-29	59,565	51,160	110,725	40.98%	25.55%	33.40%
30-39	47,200	50,475	97,675	15.84%	8.27%	11.79%
40-49	42,665	46,705	89,370	1.95%	4.26%	3.15%
50-59	40,840	41,615	82,455	4.60%	7.06%	5.83%
60-74	40,535	43,200	83,735	18.11%	16.61%	17.33%
75+	14,285	17,710	31,995	11.95%	1.58%	6.26%
Total	328,215	328,290	656,505	11.81%	9.39%	10.59%

Figure 5: Brampton Age Distribution by Sex, 2016-2021



Seniors (aged 65 and over) as a percentage of the total city population increased from 11.2% in 2016 to 12.5% in 2021.

As a percent of the total population, pre-teen children (aged 0-9) decreased from 13.3% in 2016 to 11.48% in 2021.

Table 2: Population by Age and Gender 2021 – Region of Peel

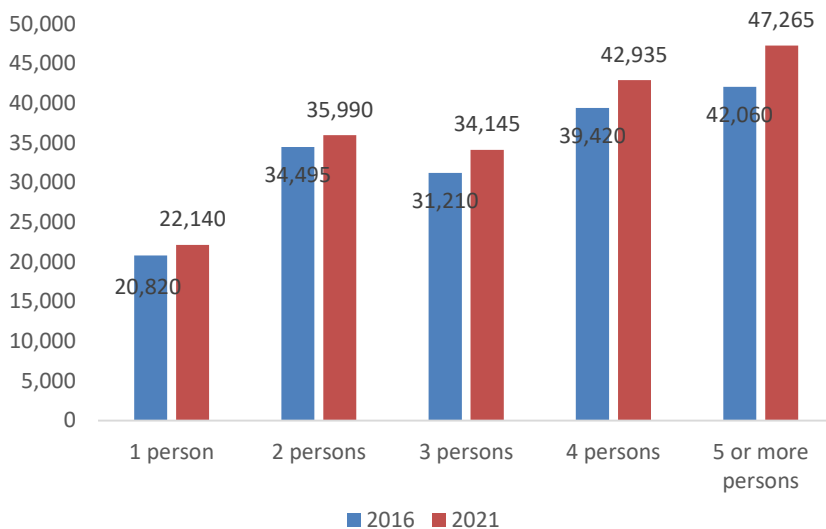
	Total	Male	Female	0-19 yrs	20-64 yrs	65+
Regional Municipality of Peel	1,451,022	718,215	732,805	333,245	905,155	212,630
Mississauga	717,961	351,545	366,415	153,985	444,580	119,400
Brampton	656,480	328,200	328,280	160,550	414,100	81,830
Caledon	76,581	38,475	38,110	18,710	46,470	11,395

In 2021, Brampton accounted for 45.2 % of the Peel Region population, an increase from 43.0% in 2016. Of Peel's population, Brampton represents 48.2% of residents aged 19 and under, 45.7% between 20 and 64 and 38.5% 65 and over.

Table 3: Average Age – Canada's Top 10 Largest Cities

Municipality	Population 2021	Population Rank 2021	Population Growth (2016-2021)	Average Age 2021	Average Age Rank 2021
Toronto	2,794,356	1	2.3	41.5	8
Montréal	1,762,949	2	3.4	40.6	5
Calgary	1,306,784	3	5.5	38.8	3
Ottawa	1,017,449	4	8.9	40.7	6
Edmonton	1,010,899	5	8.3	38.4	2
Winnipeg	749,607	6	6.3	40.3	4
Mississauga	717,961	7	-0.5	41.1	7
Vancouver	662,248	8	4.9	42.2	9
Brampton	656,480	9	10.6	37.5	1
Hamilton	569,353	10	6.0	41.5	8

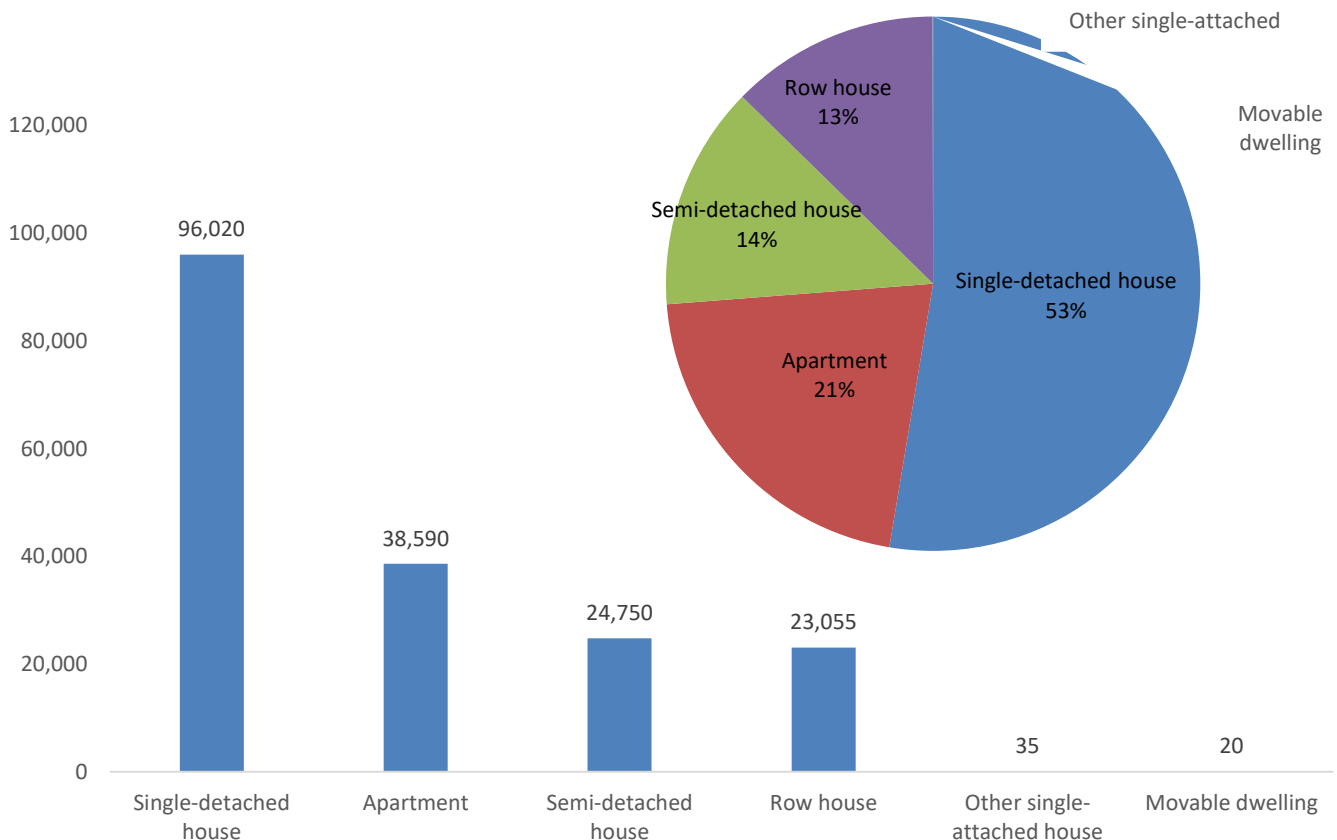
Figure 6: City of Brampton –Total Number Private Households by Household Size



Between 2016 and 2021, the number of private households in Brampton increased by 14,465 units to a total of 182,475 up 8.61%.

The average number of persons in private households was 3.6, up from 3.5 in 2016.

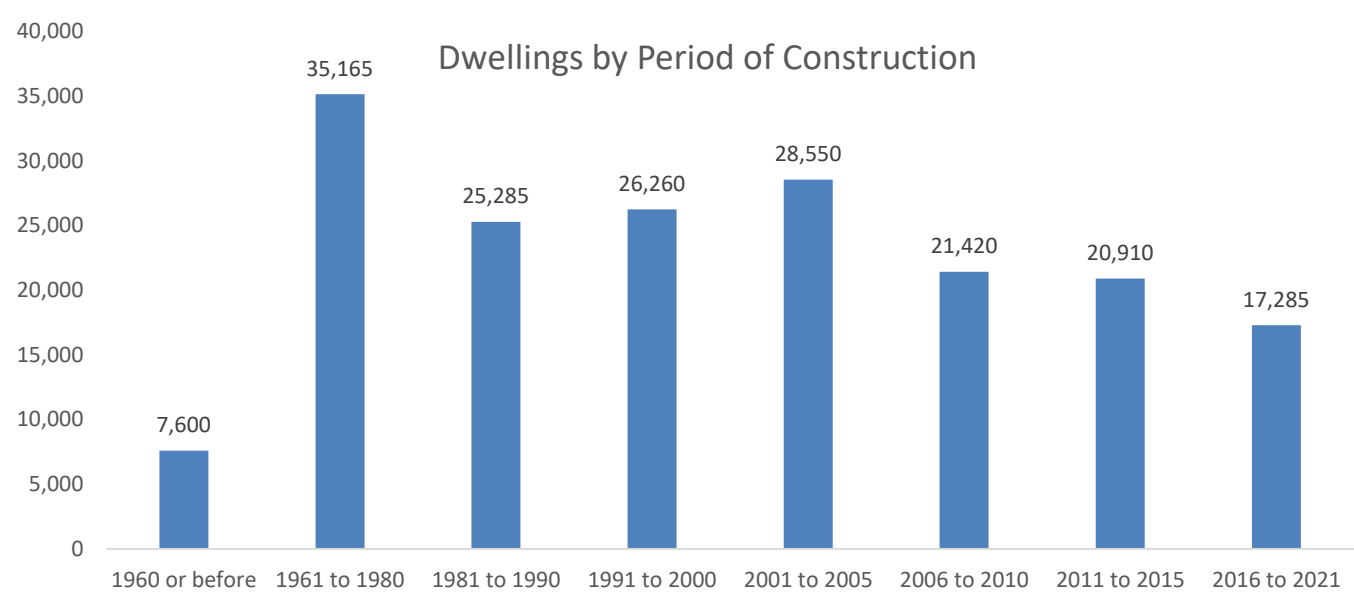
Figure 7: Private Dwellings By Structural Type Of Dwelling



*Apartment, duplex, building that has fewer than five stories and building that has five or more stories has been combined

**Movable dwelling includes mobile homes and other movable dwellings such as houseboats, recreational vehicles and railroad cars.

Figure 8: City of Brampton –Dwelling by Period of Construction



Movable dwelling includes mobile homes and other movable dwellings such as houseboats, recreational vehicles and railroad cars.

Private dwelling refers to a separate set of living quarters with a private entrance either from outside the building or from a common hall, lobby, vestibule or stairway inside the building. The entrance to the dwelling must be one that can be used without passing through the living quarters of some other person or group of persons.

Period of construction refers to the period in time during which the building or dwelling was originally constructed. This refers to the period in which the building was completed, not the time of any later remodeling, additions or conversions. For properties having multiple residential structures, this refers to the period in which the most recent structure was completed.

Census Data Release Dates

The following table outlines the scheduled release dates of 2021 Census data by Statistics Canada. Also included is a brief description of each release. For more information about the 2021 Census visit Statistics Canada's website www.statcan.ca.

	Release date	Release topic
✓	February 9, 2022	<ul style="list-style-type: none"> Population and dwelling counts
✓	April 27, 2022	<ul style="list-style-type: none"> Age Sex at birth and gender Type of dwelling
	July 13, 2022	<ul style="list-style-type: none"> Families, households, and marital status Canadian military experience Income
	August 17, 2022	<ul style="list-style-type: none"> Language
	September 21, 2022	<ul style="list-style-type: none"> Indigenous people Housing
	October 26, 2022	<ul style="list-style-type: none"> Immigration, place of birth, and citizenship Ethnocultural and religious Diversity Mobility and migration
	November 30, 2022	<ul style="list-style-type: none"> Education Labour Language of work Commuting Instruction in the official minority Language

Contact Information

This document was prepared by the City of Brampton's Economic Development Division.
For more information about the 2021 Census please contact:

Paul Aldunate
Expeditor
City of Brampton Economic Development Office
Tel. 905-874-2435
Web <https://investbrampton.ca/locate-here/research-data/>
E-mail paul.aldunate@brampton.ca

Risikat Hameed
Analyst, Investment Services
City of Brampton Economic Development Office
Tel. 437-776-7499
Web <https://investbrampton.ca/locate-here/research-data/>
E-mail Risikat.hameed@brampton.ca



@BramptonEcoDev



Brampton Economic Development



BRAMPTON
Flower City