

CENSUS BULLETIN #4

Income

July 13th, 2022

Bulletin Highlights:

- The median total income of households in Brampton was \$111,000 in 2020.
- The median total income of households (private households) in Brampton increased by 27.1 percent since 2015.
- According to the 2021 Census, the median total income for individuals 15 years and over (with income) was \$36,000, an increase of 23.7 per cent from 2015.

AVERAGE TOTAL INCOME 2020

BRAMPTON



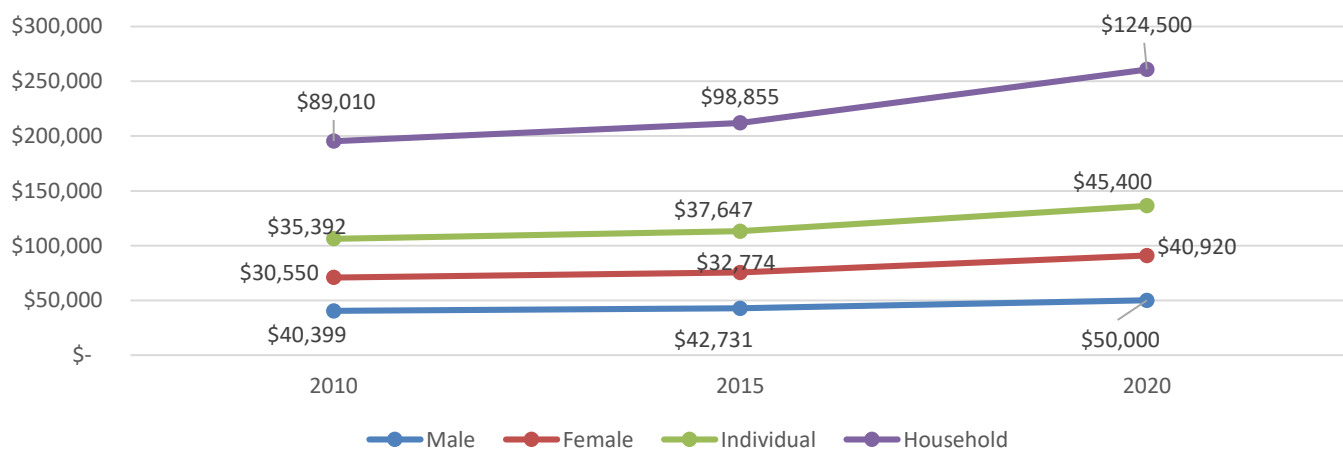
\$45,400



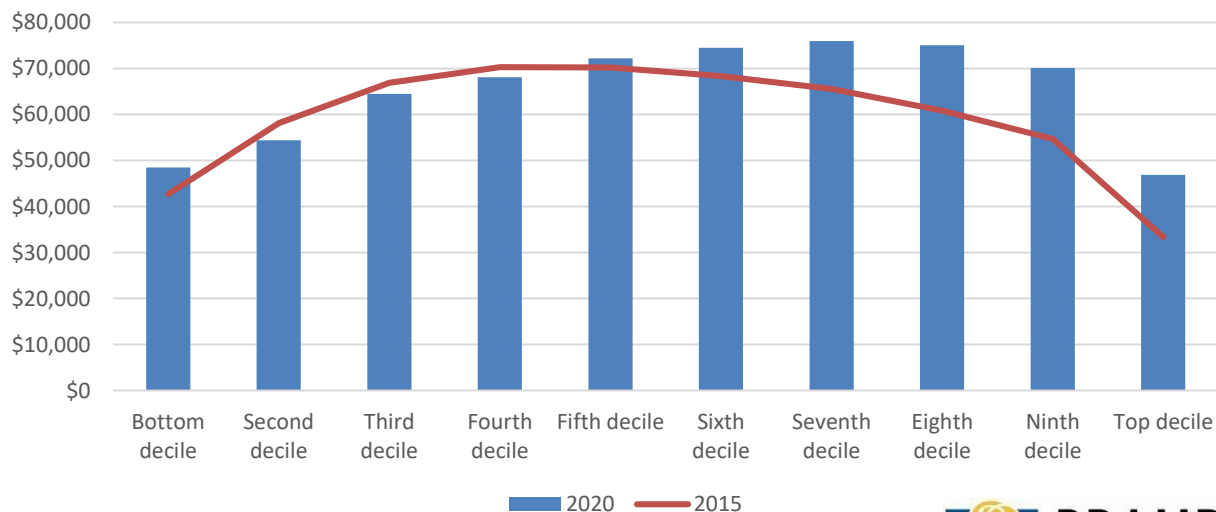
\$124,500

The average before tax income for an individual in 2020 was \$45,400 while the average before tax income of an household was \$124,500 .

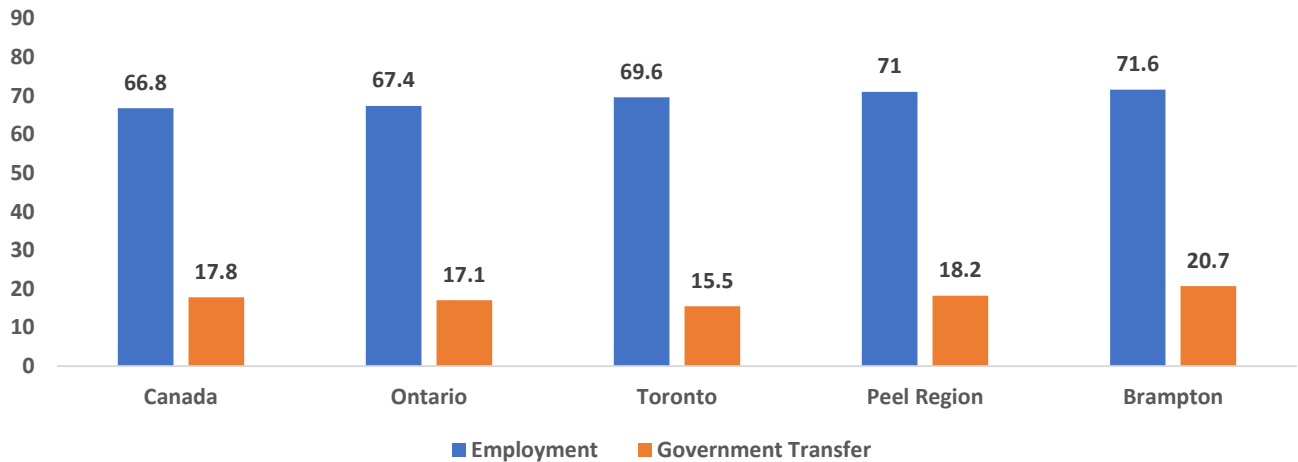
Average Before-Tax Income Over Time



Economic Family After-Tax Income Decile Groups

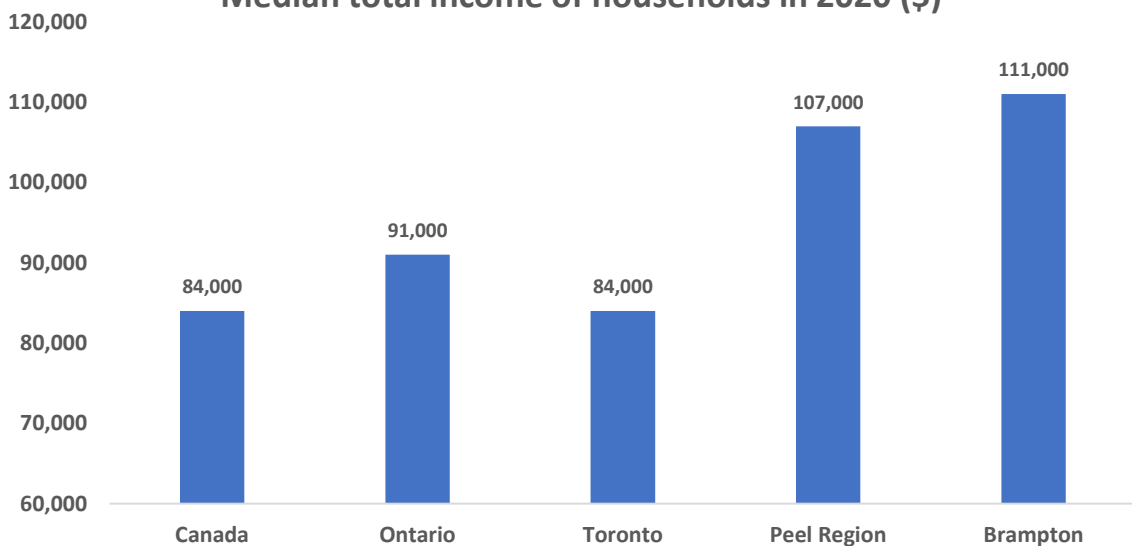


Income generated from Employment and Government Transfers 2021 (%)



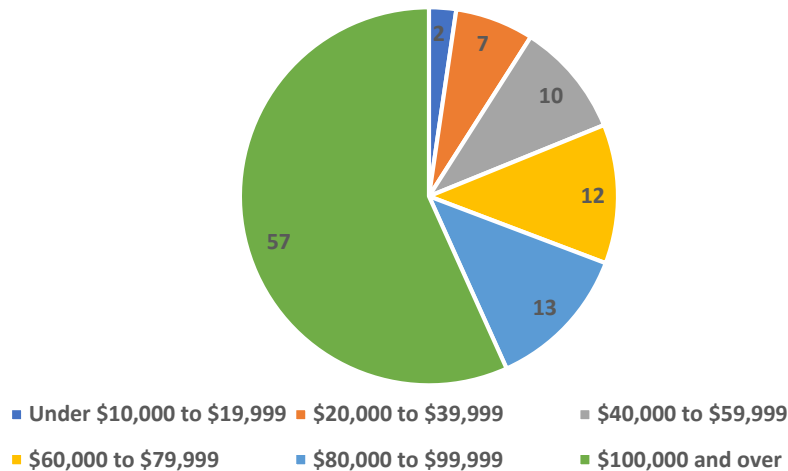
The percentage of income generated from government transfers has increased since the 2016 Census (11.8 percent).

Median total income of households in 2020 (\$)



The median total income of households in Brampton was significantly higher than the provincial and national average. In 2015 as well, the median total income of households in Brampton stood at \$87,290 higher than the provincial average of \$74,287 and the national average of \$70,336.

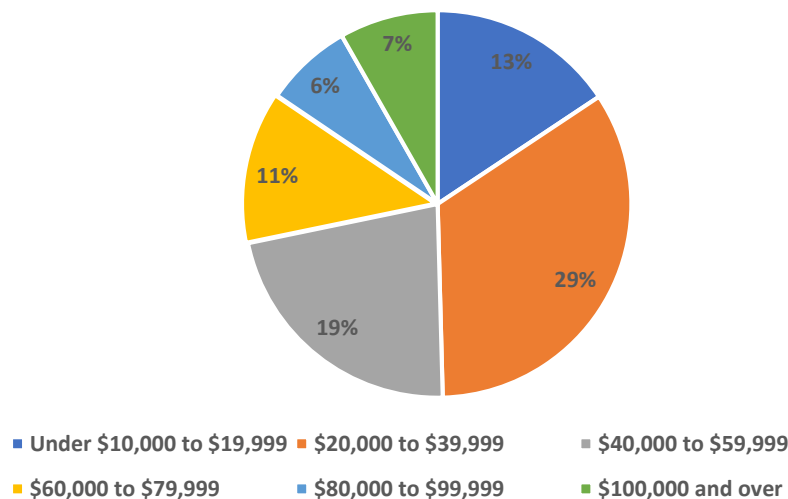
Household total income groups in 2020 for private households



Household Income in Brampton

Between 2015 and 2020, mean household income in Brampton has witnessed a significant increase. The median household income in Brampton was \$111,000 in 2020, up 27 percent from \$87,290 in 2015. Brampton also had a higher median household income when compared to Canada and Ontario. In 2020, the median household incomes for Canada, Ontario, Toronto and the Region of Peel were \$84,000, \$91,000, \$84,000 and \$107,000 respectively.

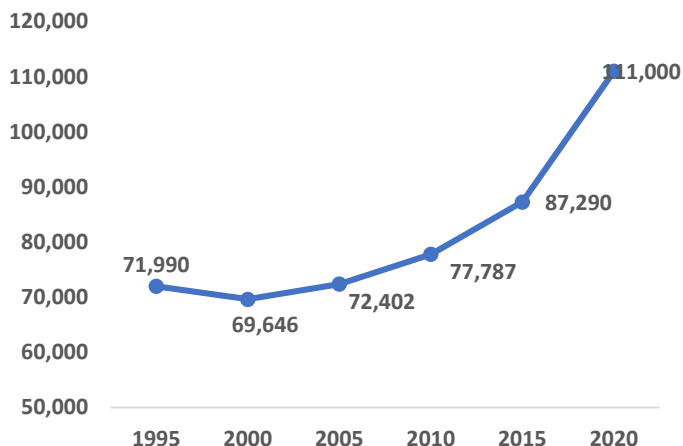
Total income in 2020 of population aged 15 years and over in Brampton



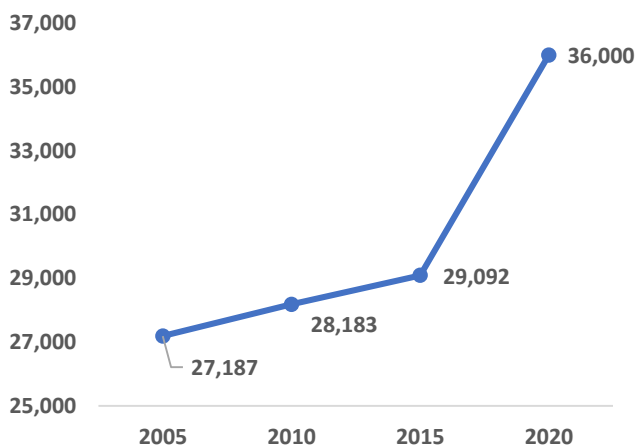
City of Brampton – Earnings

The median total income for individuals 15 years and over (with income) was \$36,000, that marked an increase of 24 percent as compared to that in 2015.

Median total Household Income from 1995 to 2020 in Brampton

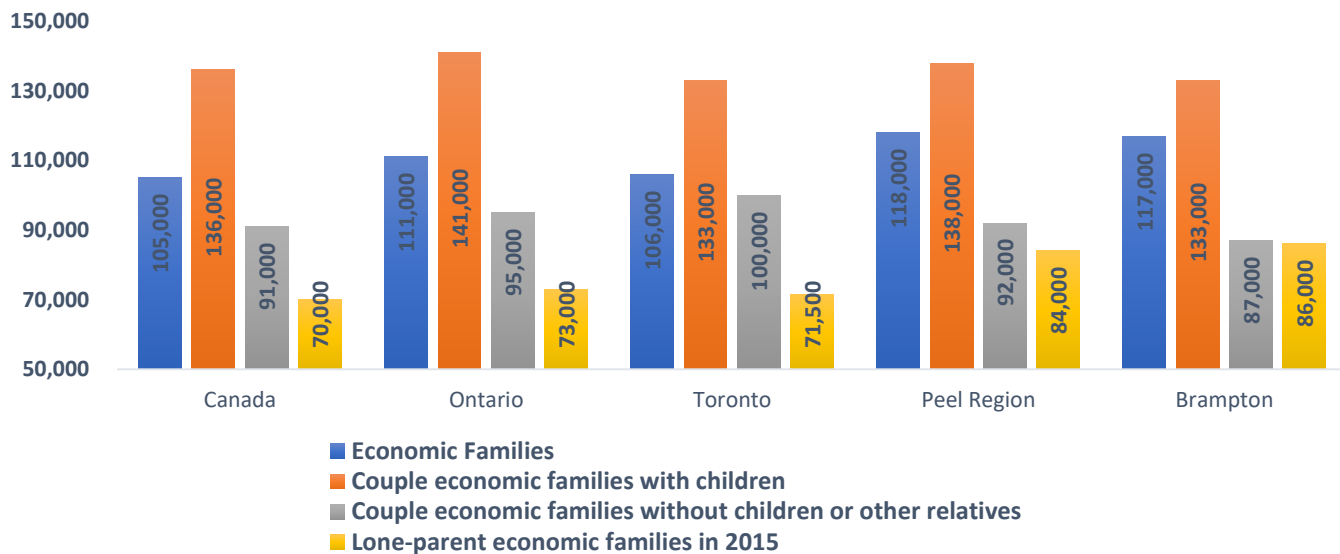


Median income for individuals 15 years and over with income



City of Brampton – Family Income

Median Before-tax Income in 2020



The median before-tax economic family income was \$117,000 in 2020, which is above the national median of \$105,000 and provincial median of \$111,000. The median before-tax economic family income increased by 27 percent since 2015.

Market income/employment income refers to the sum of employment income (wages, salaries and commissions, net self-employment income from farm or non-farm unincorporated business and/or professional practice), investment income, private retirement income (retirement pensions, superannuation and annuities, including those from registered retirement savings plans [RRSPs] and registered retirement income funds [RRIFs]) and other money income from market sources during the reference period. It is equivalent to total income minus government transfers. It is also referred to as income before transfers and taxes.

Government transfers refers to all cash benefits received from federal, provincial, territorial or municipal governments during the reference period. It includes:

- Old Age Security pension, Guaranteed Income Supplement, Allowance or Allowance for the Survivor;
- Retirement, disability and survivor benefits from Canada Pension Plan and Québec Pension Plan;
- Benefits from Employment Insurance and Québec parental insurance plan;
- Child benefits from federal and provincial programs;
- Social assistance benefits;
- Workers' compensation benefits;
- Canada workers benefit (CWB);
- Goods and services tax credit and harmonized sales tax credit;
- Other income from government sources.

For the 2021 Census, this includes various benefits from new and existing federal, provincial and territorial government income programs intended to provide financial support to individuals affected by the COVID-19 pandemic and the public health measures implemented to minimize the spread of the virus.

Median income of households is the dollar amount that divides the income distribution of households into two halves.

Total Income is the from all sources, including employment income, income from government programs, pension income, investment income and any other money income. It is the sum of certain incomes (in cash and, in some circumstances, in kind) of the statistical unit during a specified reference period.

Before-Tax Income refers to total income from all sources and before taxes are deducted.

Median income of families refers to the amount that divides the income distribution of a specific group of families (census /economic) into two halves.

Couple family refers to a family that contains a married or common-law couple.

Economic family refers to a group of two or more persons who live in the same dwelling and are related to each other by blood, marriage, common-law, adoption or a foster relationship.

Lone parent family Mothers or fathers, with no married spouse or common-law partner present, living in a dwelling with one or more children.

Median income of individuals refers to the dollar amount that divides the income distribution of Individuals into two halves.

For the 2021 Census, the reference period is the calendar year 2020 for all income variables.

Census Data Release Dates

The following table outlines the scheduled release dates of 2021 Census data by Statistics Canada. Also included is a brief description of each release. For more information about the 2021 Census visit Statistics Canada's website www.statcan.ca.

	Release date	Release topic
✓	February 9, 2022	<ul style="list-style-type: none"> Population and dwelling counts
✓	April 27, 2022	<ul style="list-style-type: none"> Age Sex at birth and gender Type of dwelling
✓	July 13, 2022	<ul style="list-style-type: none"> Families, households, and marital status Canadian military experience Income
	August 17, 2022	<ul style="list-style-type: none"> Language
	September 21, 2022	<ul style="list-style-type: none"> Indigenous people Housing
✓	October 26, 2022	<ul style="list-style-type: none"> Immigration, place of birth, and citizenship Ethnocultural and religious Diversity Mobility and migration
	November 30, 2022	<ul style="list-style-type: none"> Education Labour Language of work Commuting Instruction in the official minority Language

Contact Information

This document was prepared by the City of Brampton’s Economic Development Division.
For more information about the 2021 Census please contact:

Risikat Hameed
Analyst, Investment Services
City of Brampton
Economic Development Office

Tel: 437-776-7499

Email:
risikat.hameed@brampton.ca

Reena Rohit
Analyst, Business Information
and Policy
City of Brampton
Economic Development Office

Tel: 905-874-2864

Email:
Reena.rohitnair@brampton.ca

Website: <https://investbrampton.ca/locate-here/research-data/>



@BramptonEcoDev



Brampton Economic Development



BRAMPTON
Flower City