

Brampton Economic Indicators

December 2022

BRAMPTON INDICATORS	YTD DECEMBER 2021	YTD DECEMBER 2022
Total Construction Value ¹	\$1,726,343,380	\$2,031,155,518
Residential Construction Value ¹	\$1,235,372,736	\$1,290,114,285
Non-Residential Construction Value ¹	\$486,925,131	\$737,064,876
Industrial Construction Value ¹	\$349,545,392	\$497,137,996
Commercial Construction Value ¹	\$85,826,674	\$159,081,405
Institutional Construction Value ¹	\$51,553,065	\$80,845,475
Housing Permits (units) ¹	8,788	7,123
Housing Resale Activity ²	12,012	6,520
Average House Price ²	\$1,041,639	\$1,170,860
Industrial Vacancy Rate (2021 / 2022) ³	0.3%	0.9%
Office Vacancy Rate (2021 / 2022) ³	1.1%	1.2%
Unemployment Rate (Region of Peel) ⁴	7.3%	4.8%
Business Licenses ⁵	4,000	4,300
Business Counts (2021/2022) ⁶	81,494	92,159
Industrial & Office in Approval Process	4,970,320 sq. ft.	9,002,360 sq. ft.

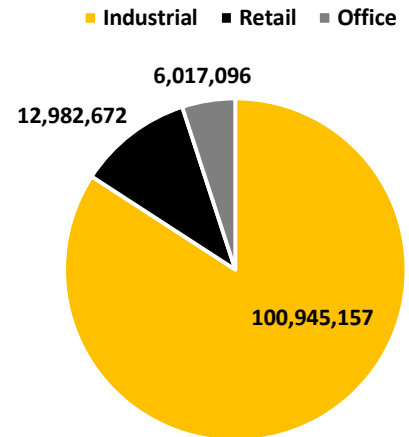
Industrial, Retail & Office Space³

	Overall Market Rent (\$/SF)	
	2021	2022
Industrial	\$14.22	\$17.09
Retail	\$25.18	\$26.14
Office	\$30.25	\$30.62

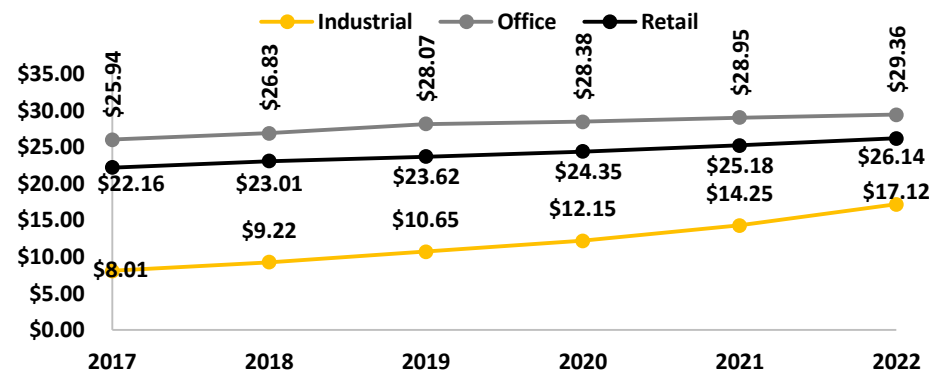
Vacancy Rate(%)



Overall supply & Demand (SF)



Market Rent over the years



Residential Statistics

Average Home Prices

Number of Sales (Single-Detached)²

December 2021:	326
December 2022:	144

Average Home Prices - Resale²

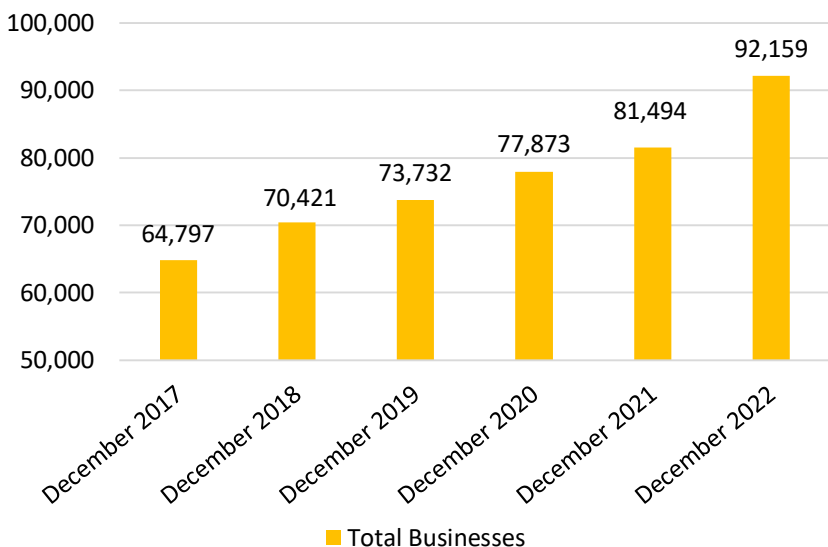
YTD December 2021:	\$1,041,639
YTD December 2022:	\$1,170,860

Resale Prices (Single-Detached)²

December 2021:	\$1,456,763
December 2022:	\$1,142,193

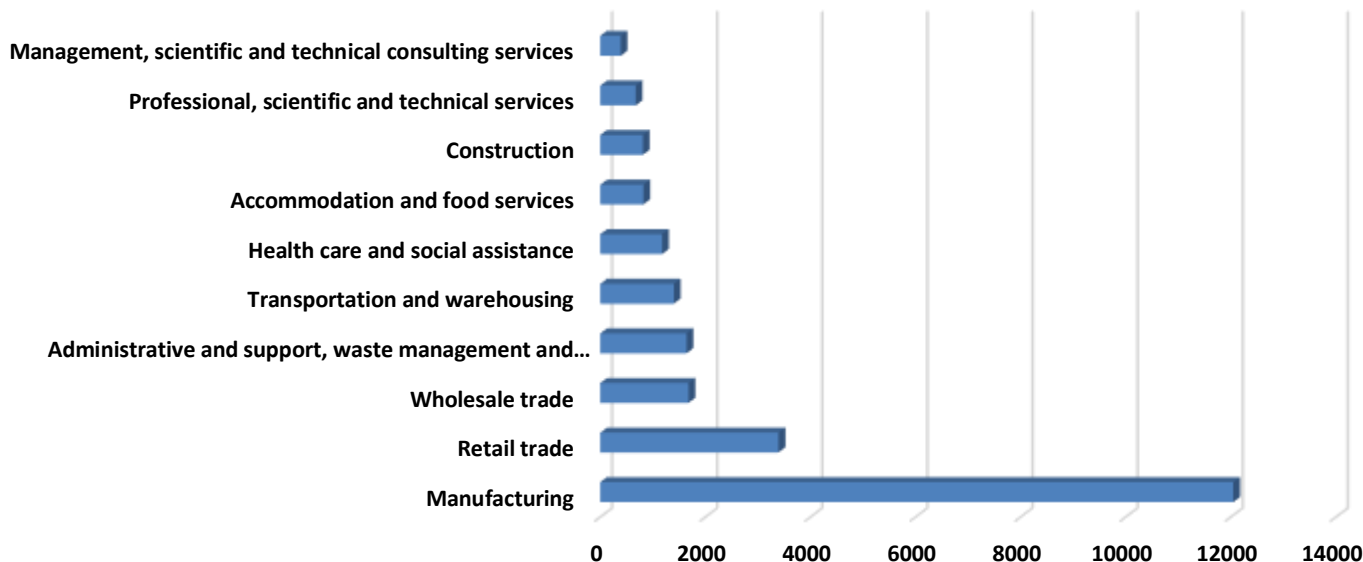
Brampton Economic Indicators December 2022

Business Count Statistics⁵



Categories	# of Businesses (December 2022)	Growth Rate (Since December 2021)
Total Businesses	92,159	13.09% ↑
With Employees	28,781	6.86% ↑
1-9 Employees	25,594	6.76% ↑
10-99 Employees	2,876	8.12% ↑
100 & Over Employees	311	3.67% ↑

Some Industries with over 50+ employees



Sources

1. City of Brampton, Building Division December 2021/ December 2022
2. Toronto Real Estate Board, Monthly Market Watch December
3. CoStar Analytics 2022
4. Statistics Canada, Labour Force Survey, custom tabulation December 2022
5. City of Brampton Clerk's office.
6. Statistics Canada, Canadian Business Counts

Compiled by: City of Brampton - Economic Development Department