

# Brampton Economic Indicators

## 2025 Q4

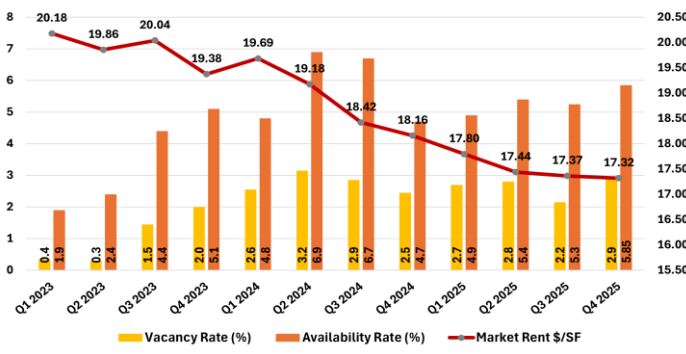


Economic Indicators	Q4 - 2024	Q4 - 2025
<b>Total Construction Value<sup>1*</sup></b>	\$2,429,797,226	\$2,756,021,830
<b>Residential Construction Value<sup>1*</sup></b>	\$1,184,408,692	\$1,171,923,805
<b>Non-Residential Construction Value<sup>1*</sup></b>	\$1,243,087,160	\$1,579,629,746
<b>Industrial Construction Value<sup>1*</sup></b>	\$653,608,485	\$997,069,792
<b>Commercial Construction Value<sup>*</sup></b>	\$204,642,727	\$227,684,216
<b>Institutional Construction Value<sup>1*</sup></b>	\$384,835,948	\$354,875,738
<b>Housing Permits (Units)<sup>1*</sup></b>	5,525	4,759
<b>Housing Resale Activity<sup>2</sup></b>	1,208	1,141
<b>Average House Price<sup>2</sup></b>	\$994,692	\$910,356
<b>Office Vacancy Rate (%)<sup>3</sup></b>	1.7%	0.8%
<b>Industrial Vacancy Rate (%)<sup>3</sup></b>	2.5%	2.9%
<b>Unemployment Rate (%)<sup>4</sup></b>	10.0%	9.3%

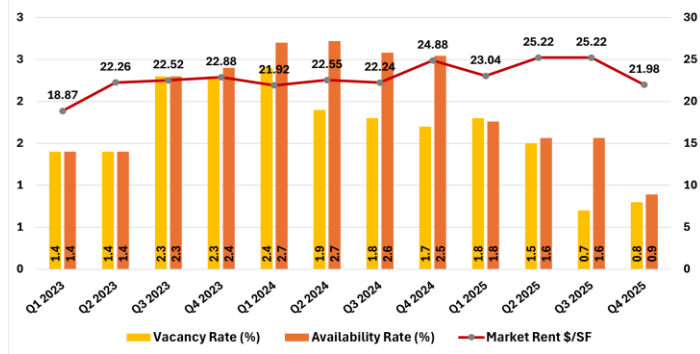
All reported values denote cumulative totals for the specified period and cover the construction value measures (\*)

\*\*Sign Permit construction value is not included in Non-residential construction value

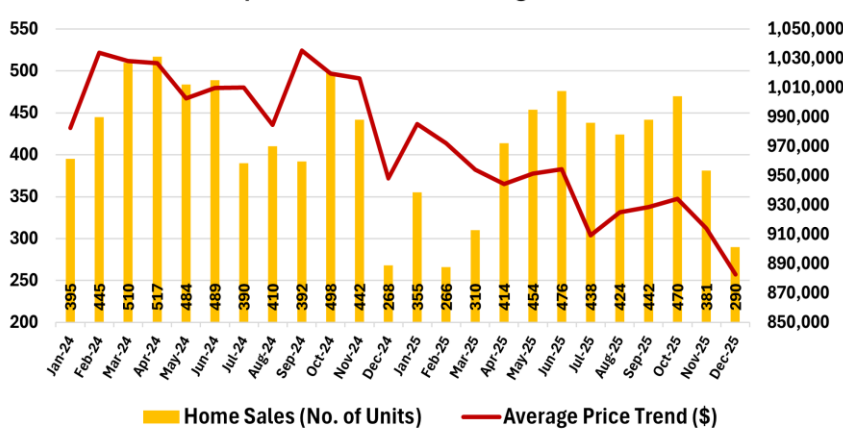
### Brampton Industrial Submarket



### Brampton Office Submarket



### Brampton Home Sales & Average Price Trend



Q1- January, February, March  
Q2- April, May, June

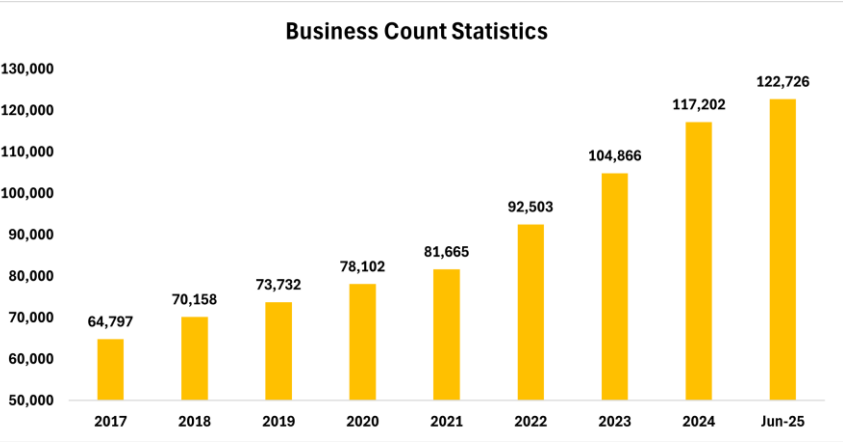
Q3- July, August, September  
Q4- October, November, December

# Brampton Economic Indicators

## 2025 Q4

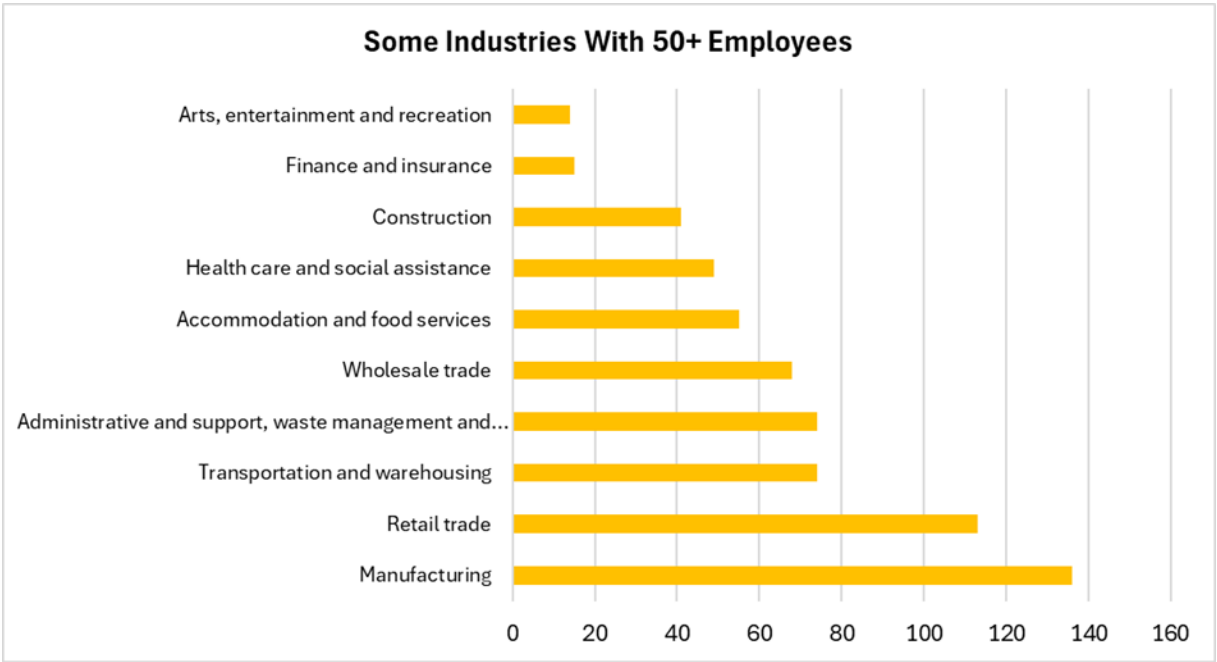


### Business Count Statistics<sup>5</sup>



Categories	# of Businesses (June 2025)	Growth Rate (Since December 2024)
Total Businesses	122,726	5%
With Employees	31,771	3%
1-9 Employees	26,329	2%
10-99 Employees	3,073	1%
100 & Over Employees	306	-4%

### Some Industries With 50+ Employees



Sources:

1. City of Brampton, Building Division December 2025
2. Toronto Real Estate Board, Monthly Market Watch December 2025
3. Colliers Canada December 2025
4. Statistics Canada, Labour Force Survey, custom tabulation December 2025
5. Statistics Canada, Canadian Business Counts, June 2025 (Provisional and subject to change)

Compiled by: City of Brampton - Economic Development Office